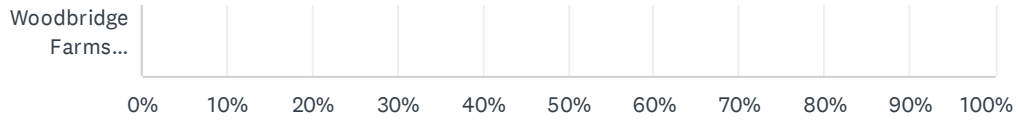






# 2023-24 EIPS Annual Feedback Survey: For Parents and Caregivers



2023-24 EIPS Annual Feedback Survey: For Parents and Caregivers

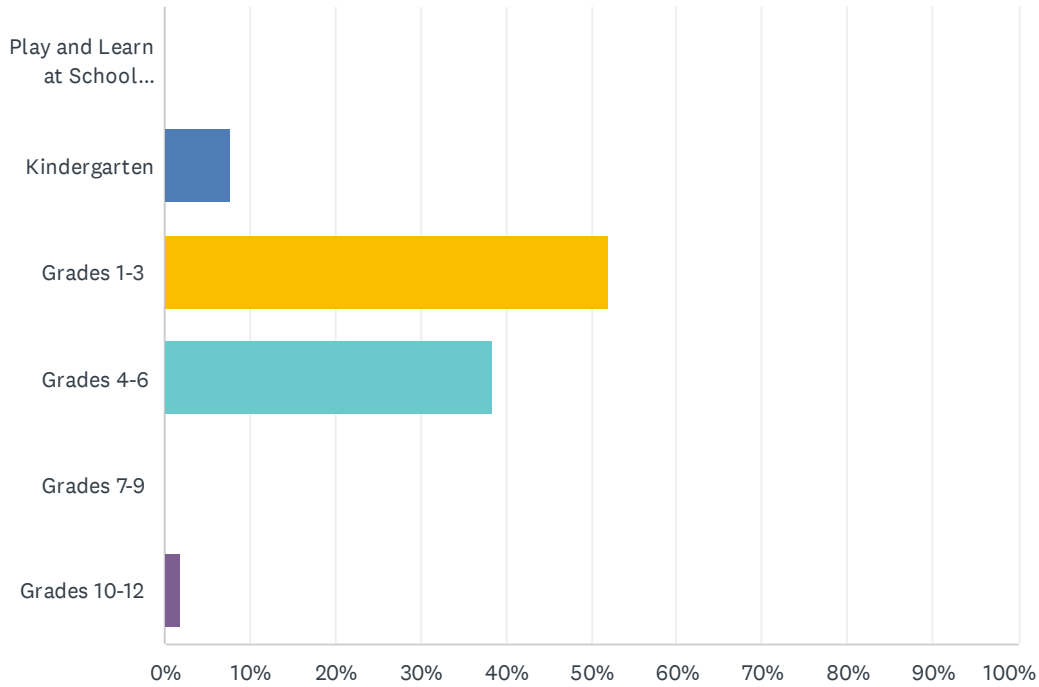
ANSWER CHOICES	RESPONSES	
A.L. Horton Elementary	0.00%	0
Ardrossan Elementary	0.00%	0
Ardrossan Junior Senior High	0.00%	0
Bev Facey Community High	0.00%	0
Brentwood Elementary	0.00%	0
Bruderheim School	0.00%	0
Clover Bar Junior High	0.00%	0
Davidson Creek Elementary	0.00%	0
École Campbelltown	0.00%	0
École Parc Élémentaire	0.00%	0
F.R. Haythorne Junior High	0.00%	0
Fort Saskatchewan Christian	0.00%	0
Fort Saskatchewan Elementary	0.00%	0
Fort Saskatchewan High	0.00%	0
Fultonvale Elementary Junior High	0.00%	0
Glen Allan Elementary	0.00%	0
Heritage Hills Elementary	0.00%	0
James Mowat Elementary	0.00%	0
Lakeland Ridge	0.00%	0
Lamont Elementary	0.00%	0
Lamont High	0.00%	0
Mills Haven Elementary	0.00%	0
Mundare School	0.00%	0
Next Step Fort Saskatchewan	0.00%	0
Next Step Sherwood Park	0.00%	0
Next Step Vegreville	0.00%	0
Pine Street Elementary	0.00%	0
Rudolph Hennig Junior High	0.00%	0
Salisbury Composite High	0.00%	0
Sherwood Heights Junior High	0.00%	0
SouthPointe School	0.00%	0
Strathcona Christian Academy Elementary	100.00%	52

2023-24 EIPS Annual Feedback Survey: For Parents and Caregivers

Strathcona Christian Academy Secondary	0.00%	0
Uncas Elementary	0.00%	0
Vegreville Composite High	0.00%	0
Wes Hosford Elementary	0.00%	0
Westboro Elementary	0.00%	0
Win Ferguson Elementary	0.00%	0
Woodbridge Farms Elementary	0.00%	0
<b>TOTAL</b>		<b>52</b>

## Q2 What grade is your child currently in?

Answered: 52 Skipped: 0



ANSWER CHOICES	RESPONSES	
Play and Learn at School (PALS)	0.00%	0
Kindergarten	7.69%	4
Grades 1-3	51.92%	27
Grades 4-6	38.46%	20
Grades 7-9	0.00%	0
Grades 10-12	1.92%	1
<b>TOTAL</b>		<b>52</b>

### Q3 As a result of being in the Play and Learn at School (PALS) program, my child's demonstrating growth in their development.

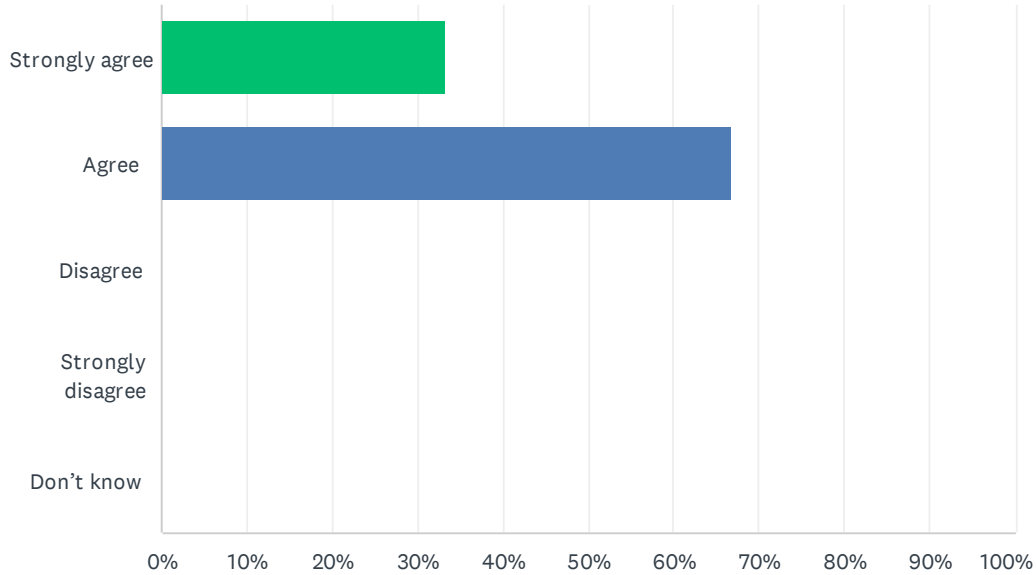
Answered: 0 Skipped: 52

 No matching responses.

ANSWER CHOICES	RESPONSES
Strongly agree	0.00% 0
Agree	0.00% 0
Disagree	0.00% 0
Strongly disagree	0.00% 0
Don't know	0.00% 0
<b>TOTAL</b>	<b>0</b>

### Q4 As a result of being in the kindergarten program, my child's becoming ready to enter Grade 1.

Answered: 3 Skipped: 49

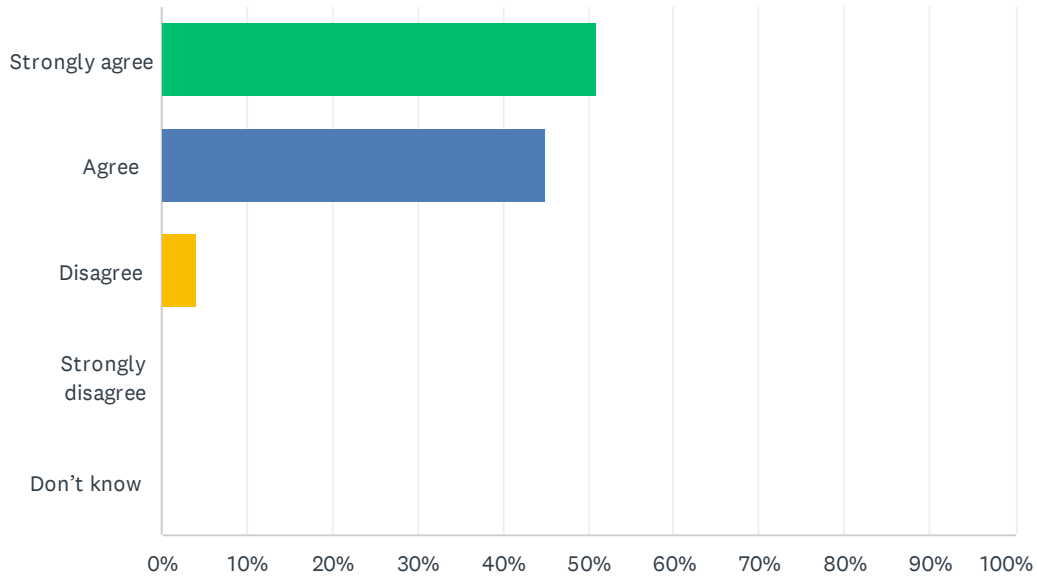


ANSWER CHOICES	RESPONSES	
Strongly agree	33.33%	1
Agree	66.67%	2
Disagree	0.00%	0
Strongly disagree	0.00%	0
Don't know	0.00%	0
<b>TOTAL</b>		<b>3</b>



## Q5 My child's individual needs are met.

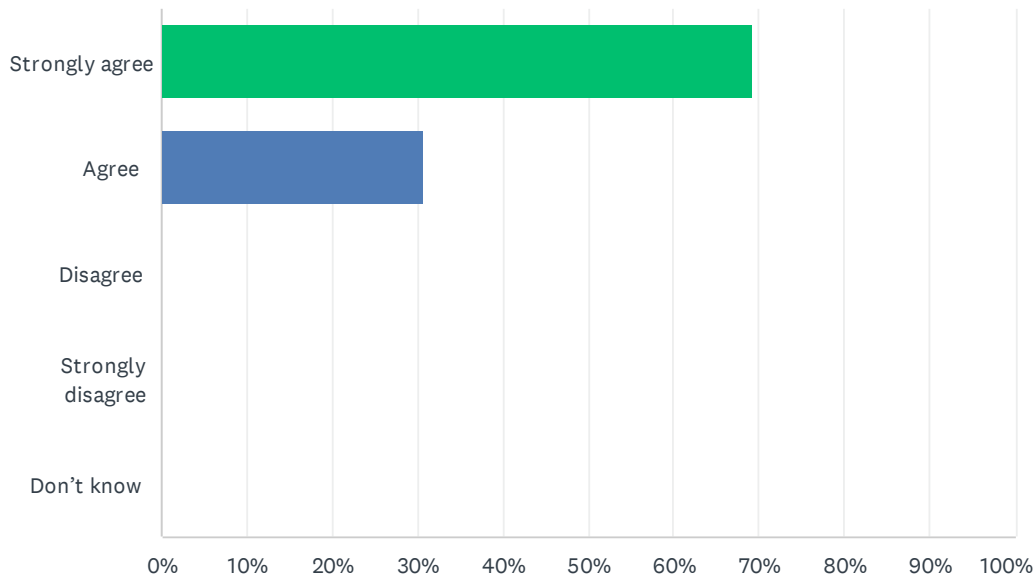
Answered: 49 Skipped: 3



ANSWER CHOICES	RESPONSES	
Strongly agree	51.02%	25
Agree	44.90%	22
Disagree	4.08%	2
Strongly disagree	0.00%	0
Don't know	0.00%	0
<b>TOTAL</b>		<b>49</b>

## Q6 My child's encouraged to do their best.

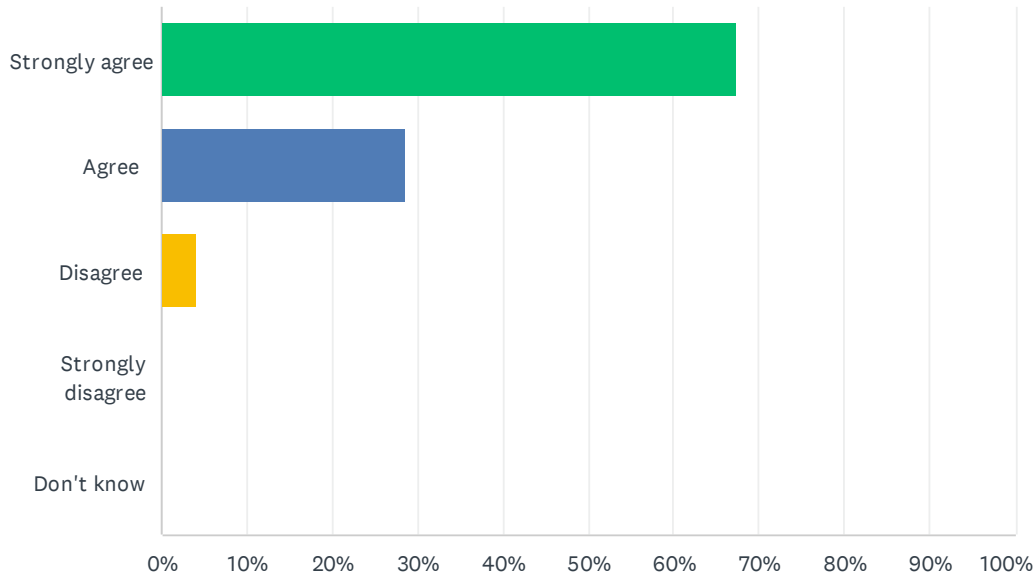
Answered: 49 Skipped: 3



ANSWER CHOICES	RESPONSES	
Strongly agree	69.39%	34
Agree	30.61%	15
Disagree	0.00%	0
Strongly disagree	0.00%	0
Don't know	0.00%	0
<b>TOTAL</b>		<b>49</b>

## Q7 My child's demonstrating growth in literacy.

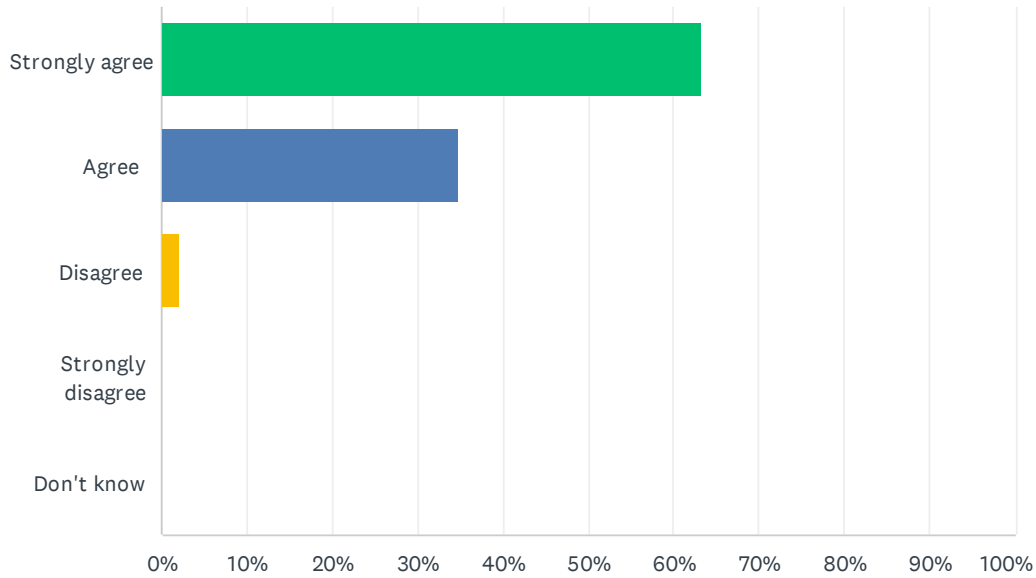
Answered: 49 Skipped: 3



ANSWER CHOICES	RESPONSES	
Strongly agree	67.35%	33
Agree	28.57%	14
Disagree	4.08%	2
Strongly disagree	0.00%	0
Don't know	0.00%	0
<b>TOTAL</b>		<b>49</b>

## Q8 My child's demonstrating growth in numeracy.

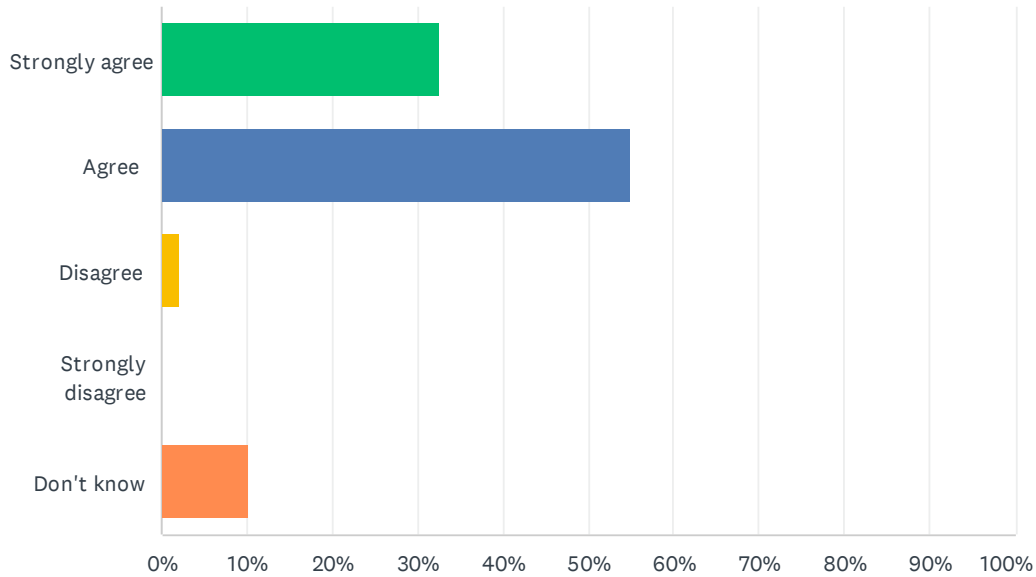
Answered: 49 Skipped: 3



ANSWER CHOICES	RESPONSES	
Strongly agree	63.27%	31
Agree	34.69%	17
Disagree	2.04%	1
Strongly disagree	0.00%	0
Don't know	0.00%	0
<b>TOTAL</b>		<b>49</b>

## Q9 My child has an understanding of First Nations, Métis and Inuit culture and history.

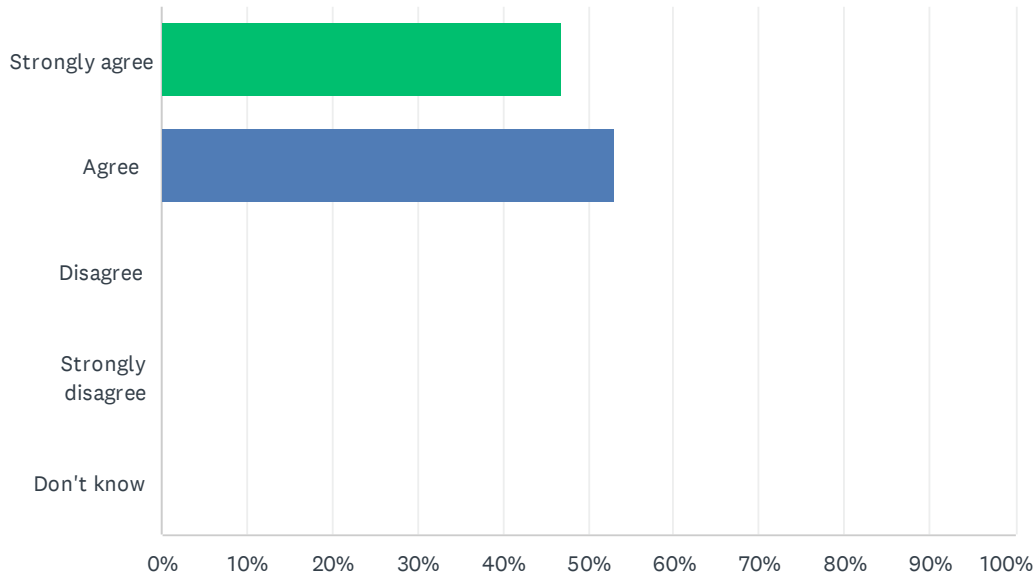
Answered: 49 Skipped: 3



ANSWER CHOICES	RESPONSES	
Strongly agree	32.65%	16
Agree	55.10%	27
Disagree	2.04%	1
Strongly disagree	0.00%	0
Don't know	10.20%	5
<b>TOTAL</b>		<b>49</b>

## Q10 My child's learning the knowledge, skills and attitudes necessary to be successful in life.

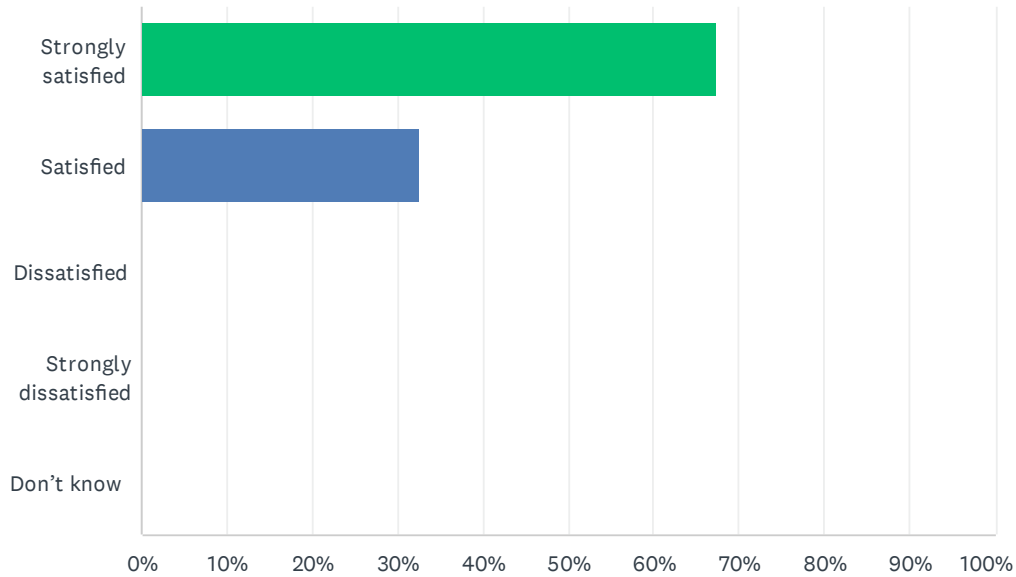
Answered: 49 Skipped: 3



ANSWER CHOICES	RESPONSES	
Strongly agree	46.94%	23
Agree	53.06%	26
Disagree	0.00%	0
Strongly disagree	0.00%	0
Don't know	0.00%	0
<b>TOTAL</b>		<b>49</b>

## Q11 How satisfied are you with the quality of education your child's receiving at school?

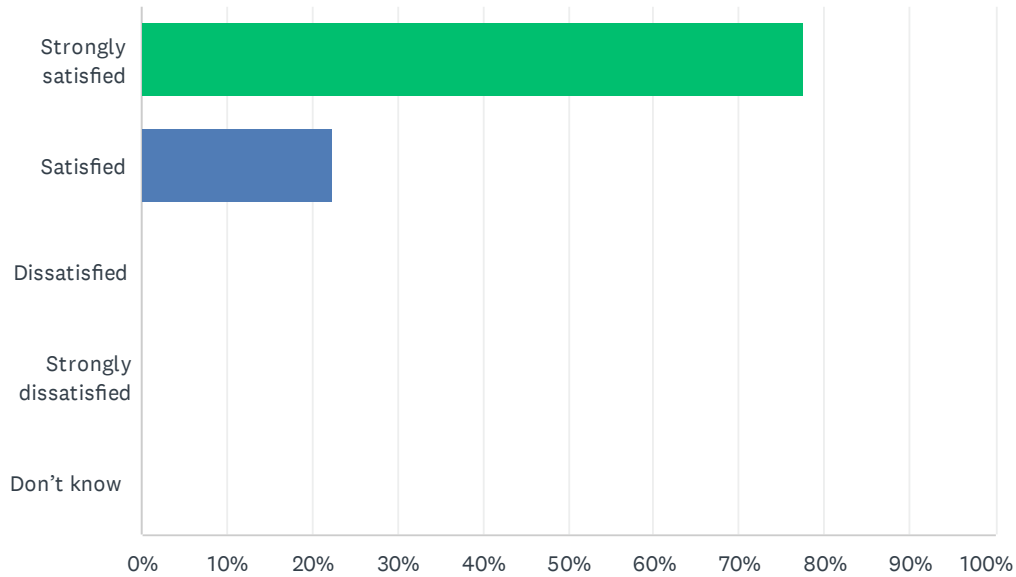
Answered: 49 Skipped: 3



ANSWER CHOICES	RESPONSES	
Strongly satisfied	67.35%	33
Satisfied	32.65%	16
Dissatisfied	0.00%	0
Strongly dissatisfied	0.00%	0
Don't know	0.00%	0
<b>TOTAL</b>		<b>49</b>

## Q12 How satisfied are you with the quality of teaching at your child's school?

Answered: 49 Skipped: 3

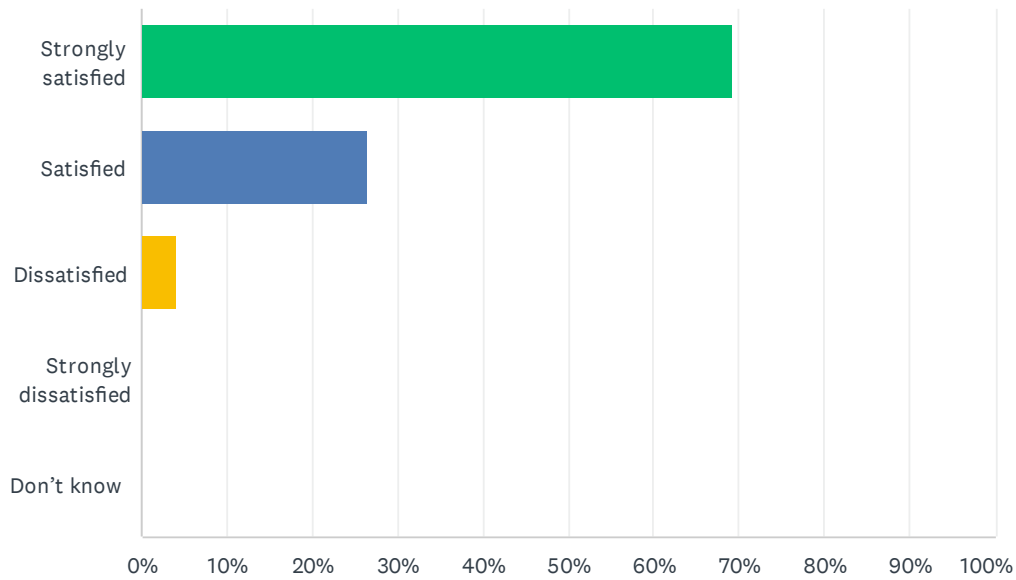


ANSWER CHOICES	RESPONSES	
Strongly satisfied	77.55%	38
Satisfied	22.45%	11
Dissatisfied	0.00%	0
Strongly dissatisfied	0.00%	0
Don't know	0.00%	0
<b>TOTAL</b>		<b>49</b>



## Q13 How satisfied are you with the leadership at your child's school?

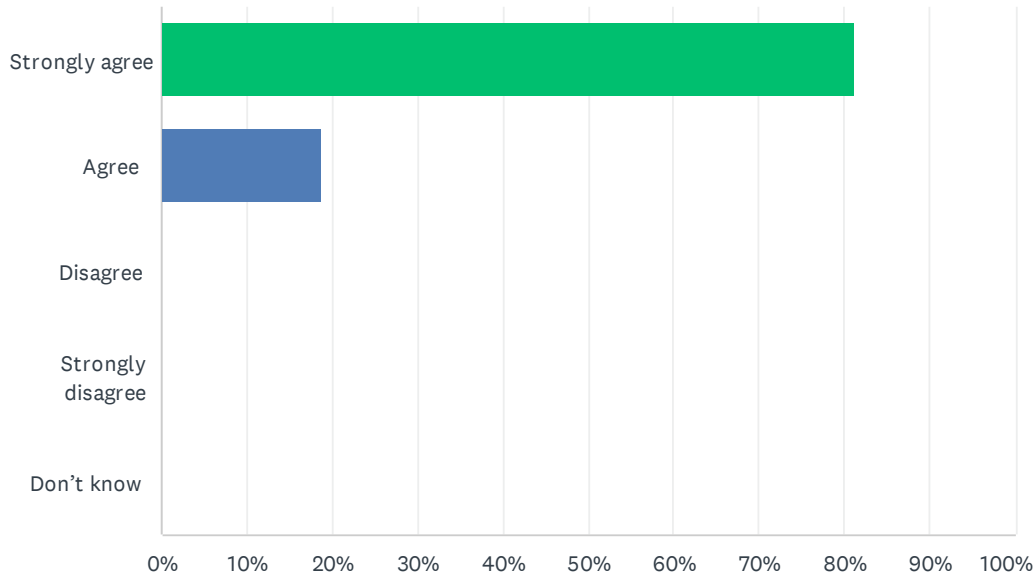
Answered: 49 Skipped: 3



ANSWER CHOICES	RESPONSES	
Strongly satisfied	69.39%	34
Satisfied	26.53%	13
Dissatisfied	4.08%	2
Strongly dissatisfied	0.00%	0
Don't know	0.00%	0
<b>TOTAL</b>		<b>49</b>

## Q14 My child’s school encourages my child to be a responsible, respectful and engaged citizen.

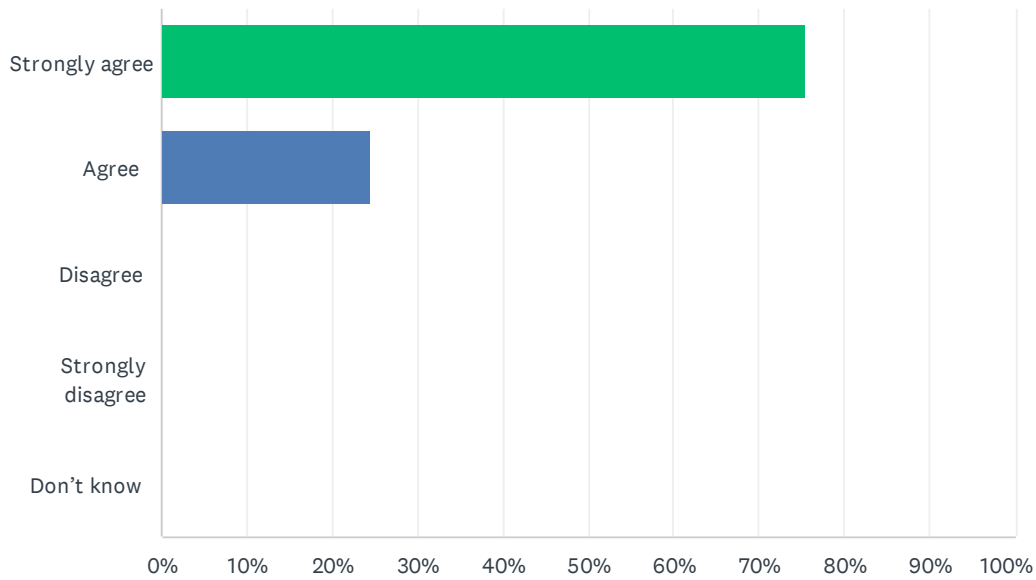
Answered: 48 Skipped: 4



ANSWER CHOICES	RESPONSES	
Strongly agree	81.25%	39
Agree	18.75%	9
Disagree	0.00%	0
Strongly disagree	0.00%	0
Don't know	0.00%	0
<b>TOTAL</b>		<b>48</b>

## Q15 School staff care about my child.

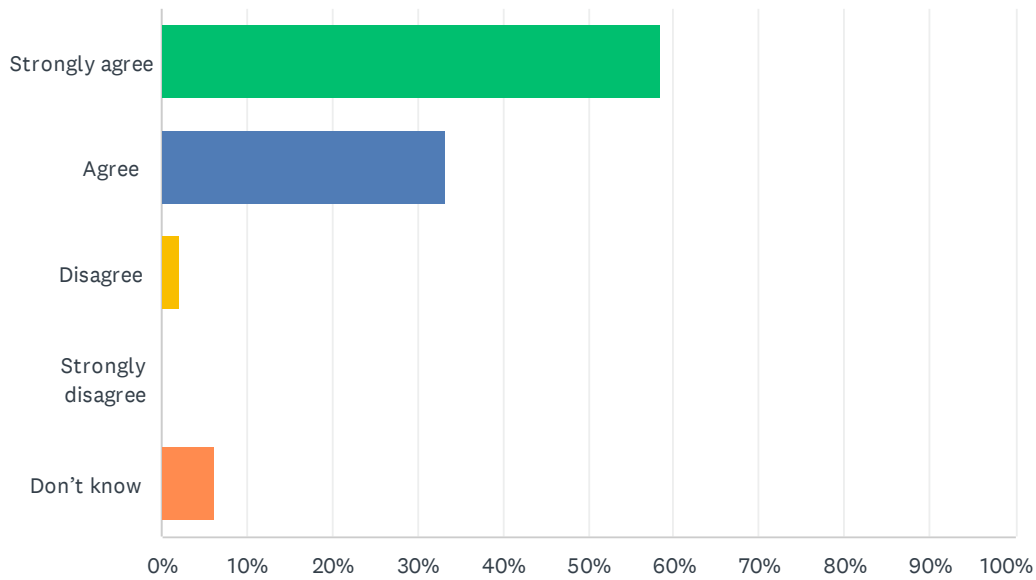
Answered: 49 Skipped: 3



ANSWER CHOICES	RESPONSES	
Strongly agree	75.51%	37
Agree	24.49%	12
Disagree	0.00%	0
Strongly disagree	0.00%	0
Don't know	0.00%	0
<b>TOTAL</b>		<b>49</b>

## Q16 My child's school handles discipline fairly and reasonably.

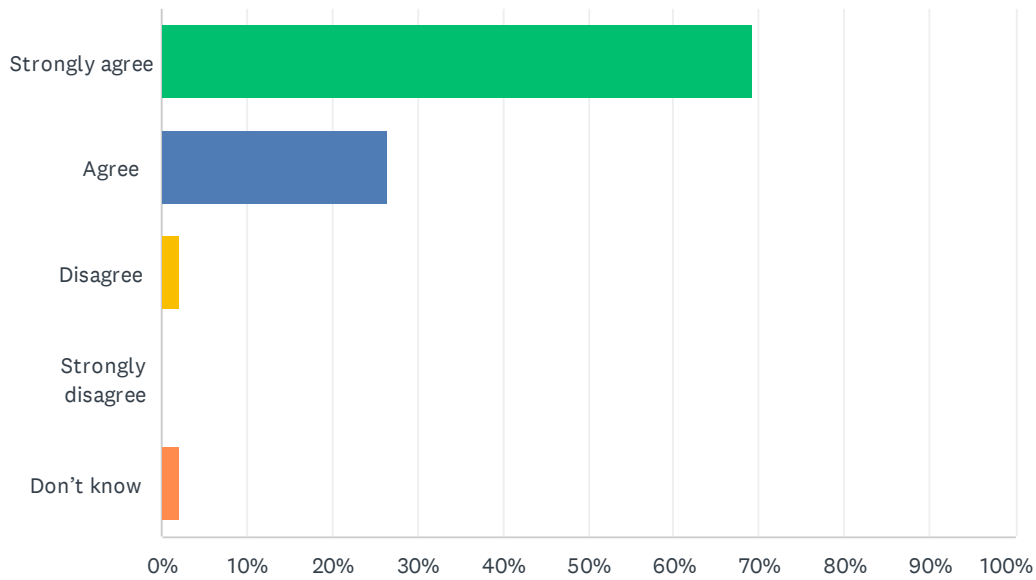
Answered: 48 Skipped: 4



ANSWER CHOICES	RESPONSES	
Strongly agree	58.33%	28
Agree	33.33%	16
Disagree	2.08%	1
Strongly disagree	0.00%	0
Don't know	6.25%	3
<b>TOTAL</b>		<b>48</b>

## Q17 My child's school is safe.

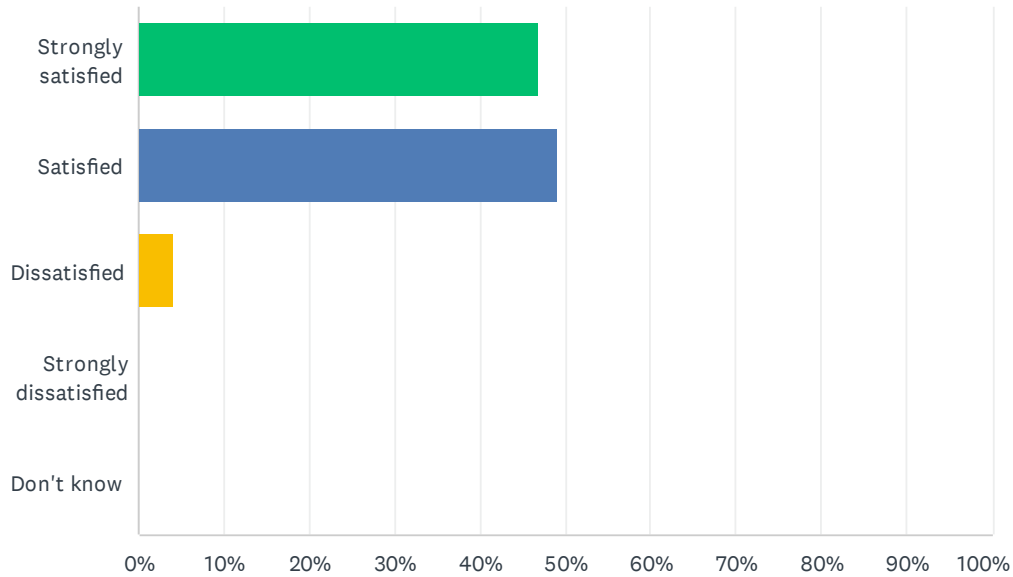
Answered: 49 Skipped: 3



ANSWER CHOICES	RESPONSES	
Strongly agree	69.39%	34
Agree	26.53%	13
Disagree	2.04%	1
Strongly disagree	0.00%	0
Don't know	2.04%	1
<b>TOTAL</b>		<b>49</b>

## Q18 How satisfied are you with the resources available to support your child's learning?

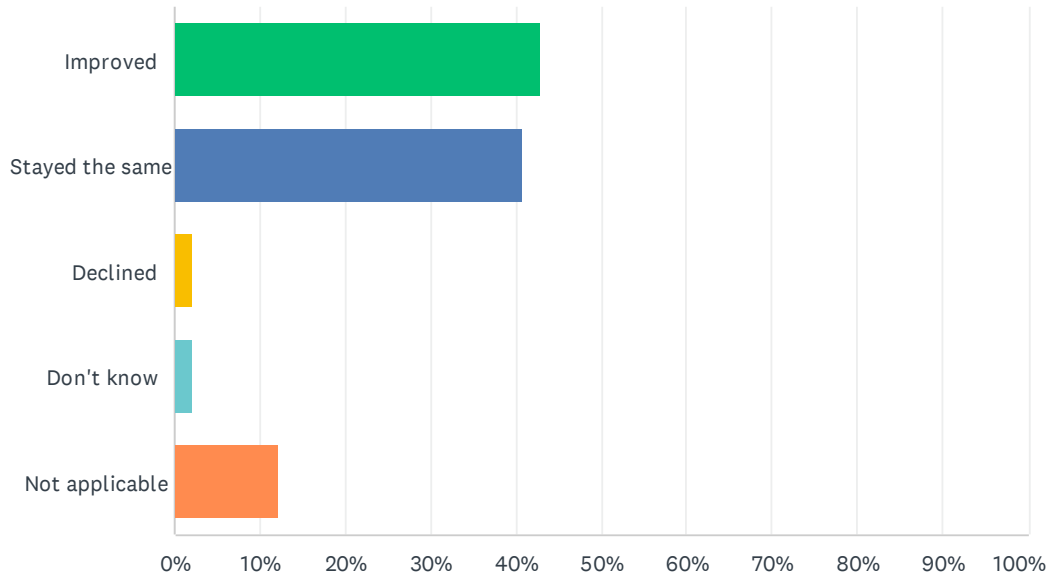
Answered: 49 Skipped: 3



ANSWER CHOICES	RESPONSES	
Strongly satisfied	46.94%	23
Satisfied	48.98%	24
Dissatisfied	4.08%	2
Strongly dissatisfied	0.00%	0
Don't know	0.00%	0
<b>TOTAL</b>		<b>49</b>

### Q19 In your opinion, has the quality of education your child's experienced improved, stayed the same or declined in the past three years?

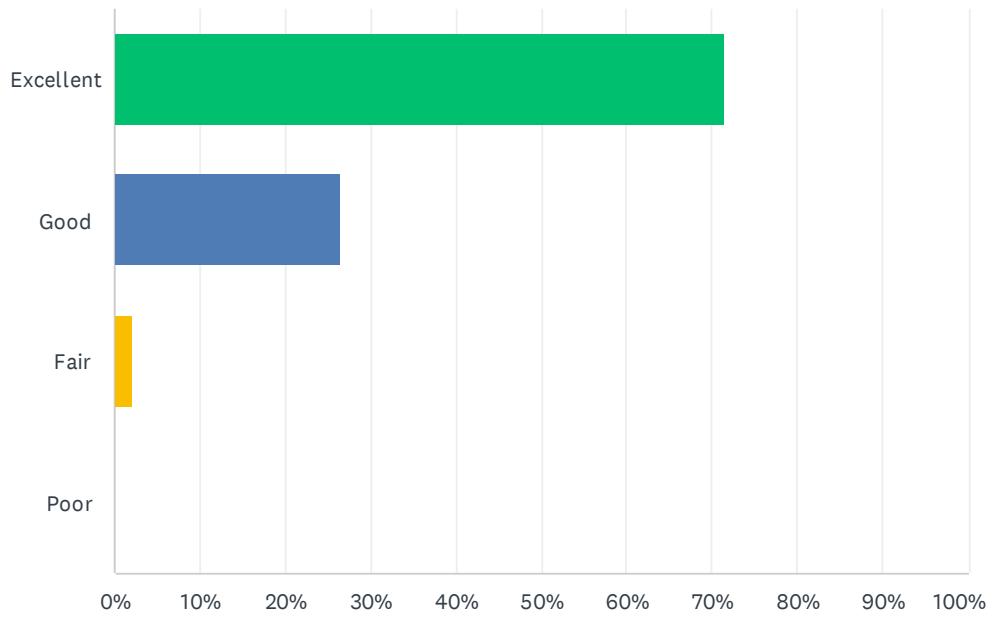
Answered: 49 Skipped: 3



ANSWER CHOICES	RESPONSES	
Improved	42.86%	21
Stayed the same	40.82%	20
Declined	2.04%	1
Don't know	2.04%	1
Not applicable	12.24%	6
<b>TOTAL</b>		<b>49</b>

## Q20 How do you rate the physical condition of your child's school?

Answered: 49 Skipped: 3

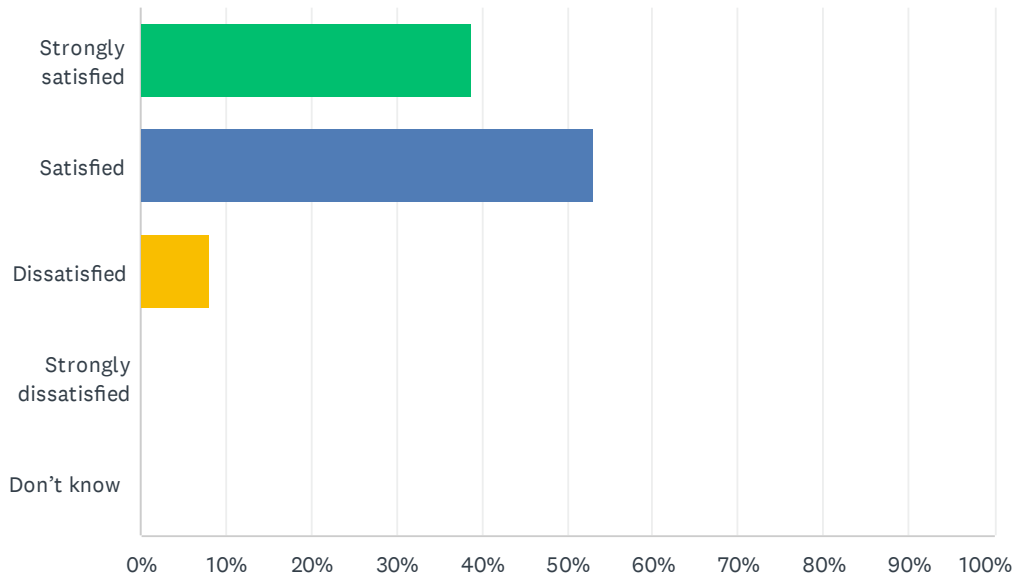


ANSWER CHOICES	RESPONSES	
Excellent	71.43%	35
Good	26.53%	13
Fair	2.04%	1
Poor	0.00%	0
TOTAL		49



**Q21 How satisfied are you with the opportunities provided to be involved in your child's education? Refer to the EIPS Parent Engagement overview for examples of involvement and engagement opportunities that help support student success.**

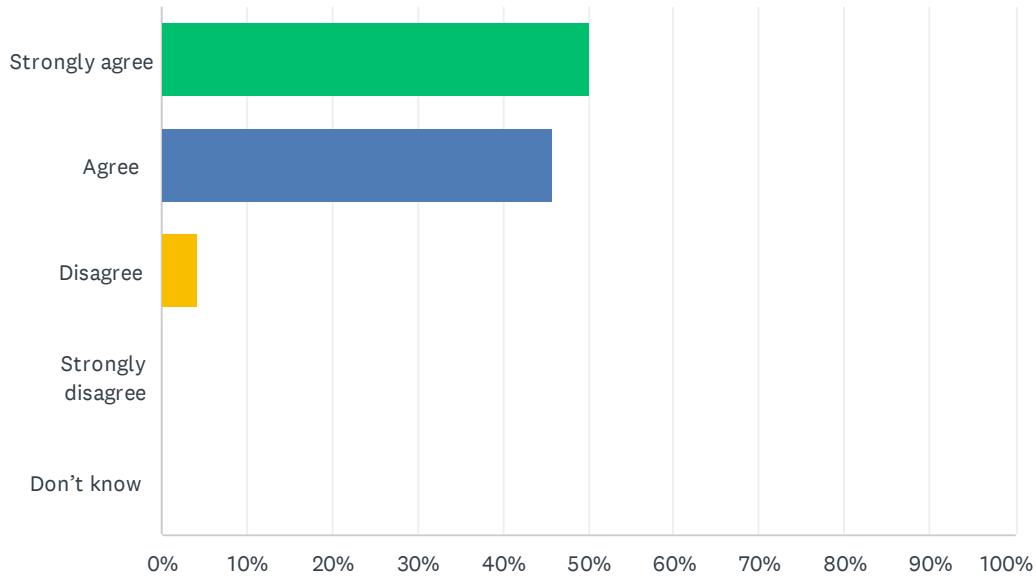
Answered: 49 Skipped: 3



ANSWER CHOICES	RESPONSES	
Strongly satisfied	38.78%	19
Satisfied	53.06%	26
Dissatisfied	8.16%	4
Strongly dissatisfied	0.00%	0
Don't know	0.00%	0
<b>TOTAL</b>		<b>49</b>

## Q22 The school keeps me informed about my child's progress and achievement.

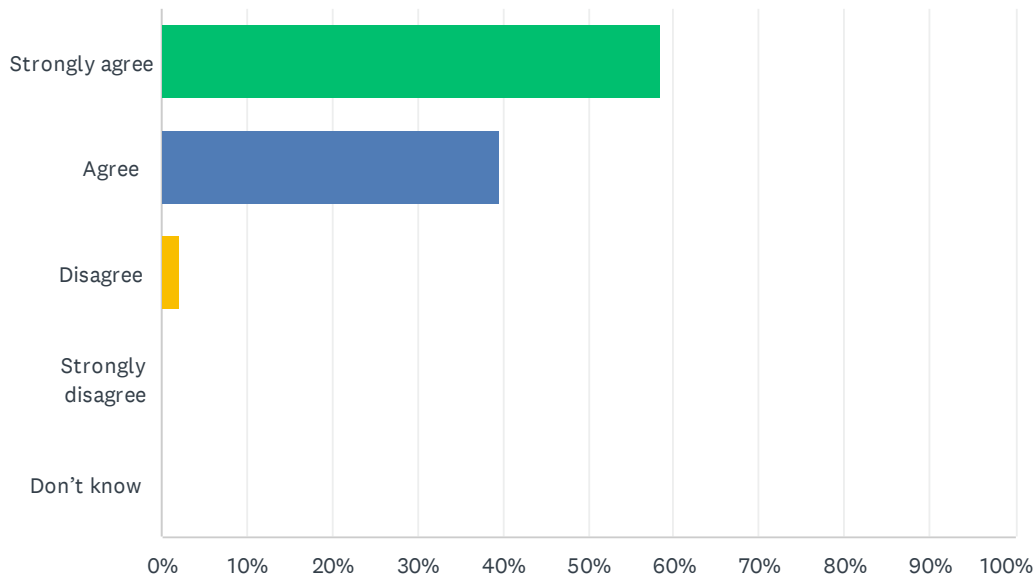
Answered: 48 Skipped: 4



ANSWER CHOICES	RESPONSES	
Strongly agree	50.00%	24
Agree	45.83%	22
Disagree	4.17%	2
Strongly disagree	0.00%	0
Don't know	0.00%	0
<b>TOTAL</b>		<b>48</b>

### Q23 There is open and honest communication within my child's school.

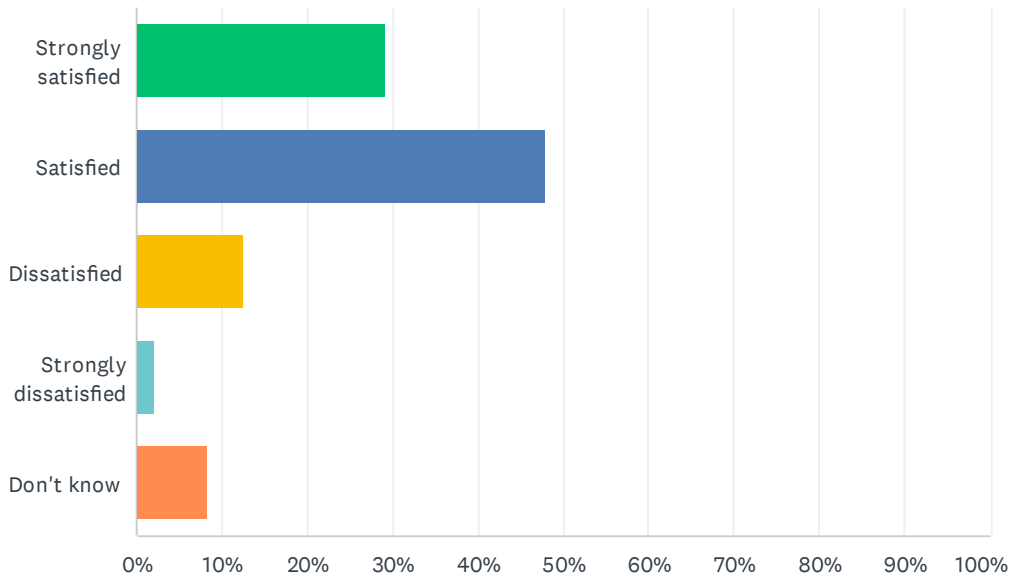
Answered: 48 Skipped: 4



ANSWER CHOICES	RESPONSES	
Strongly agree	58.33%	28
Agree	39.58%	19
Disagree	2.08%	1
Strongly disagree	0.00%	0
Don't know	0.00%	0
<b>TOTAL</b>		<b>48</b>

## Q24 How satisfied are you with the Division’s commitment to engaging stakeholders—including parents and caregivers—about matters that affect decision-making and public education?

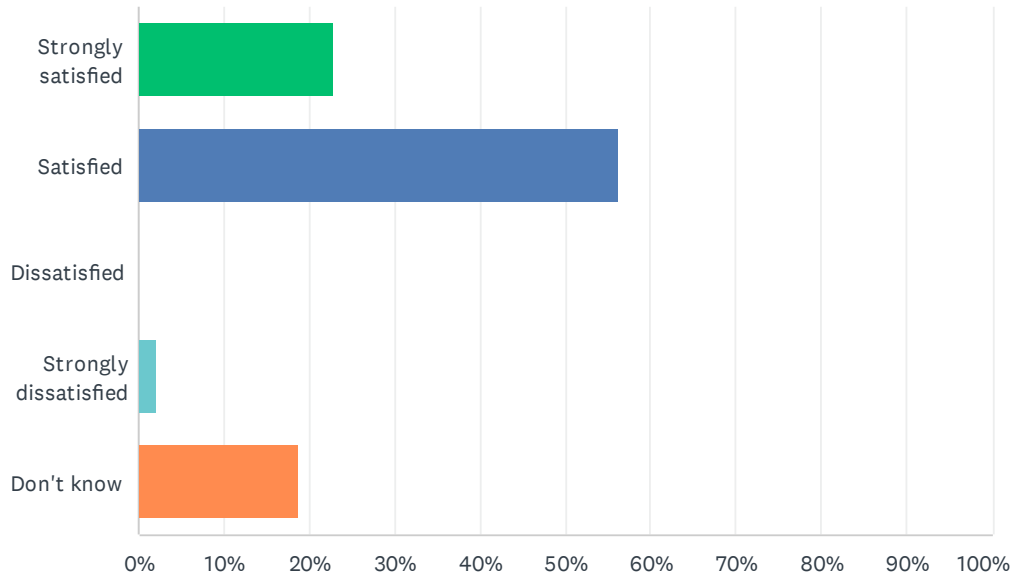
Answered: 48 Skipped: 4



ANSWER CHOICES	RESPONSES	
Strongly satisfied	29.17%	14
Satisfied	47.92%	23
Dissatisfied	12.50%	6
Strongly dissatisfied	2.08%	1
Don't know	8.33%	4
<b>TOTAL</b>		<b>48</b>

## Q25 How satisfied are you with the Division’s commitment to advocating for public education?

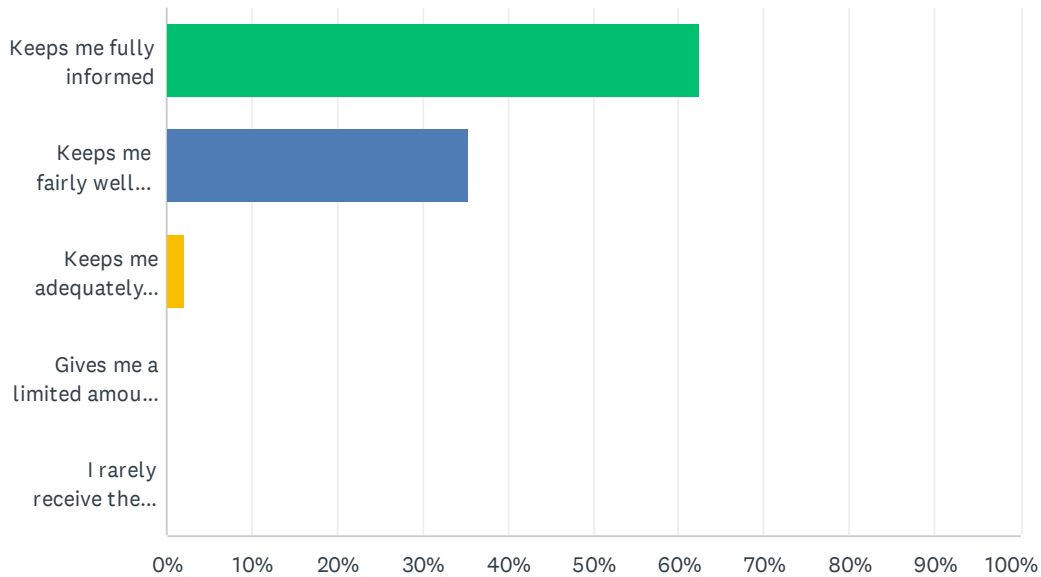
Answered: 48 Skipped: 4



ANSWER CHOICES	RESPONSES	
Strongly satisfied	22.92%	11
Satisfied	56.25%	27
Dissatisfied	0.00%	0
Strongly dissatisfied	2.08%	1
Don't know	18.75%	9
<b>TOTAL</b>		<b>48</b>

**Q26 Elk Island Public Schools appreciates the opportunity to stay connected with parents about news, activities, programs and other matters of importance. What is your impression of the communication you receive from your child's school?**

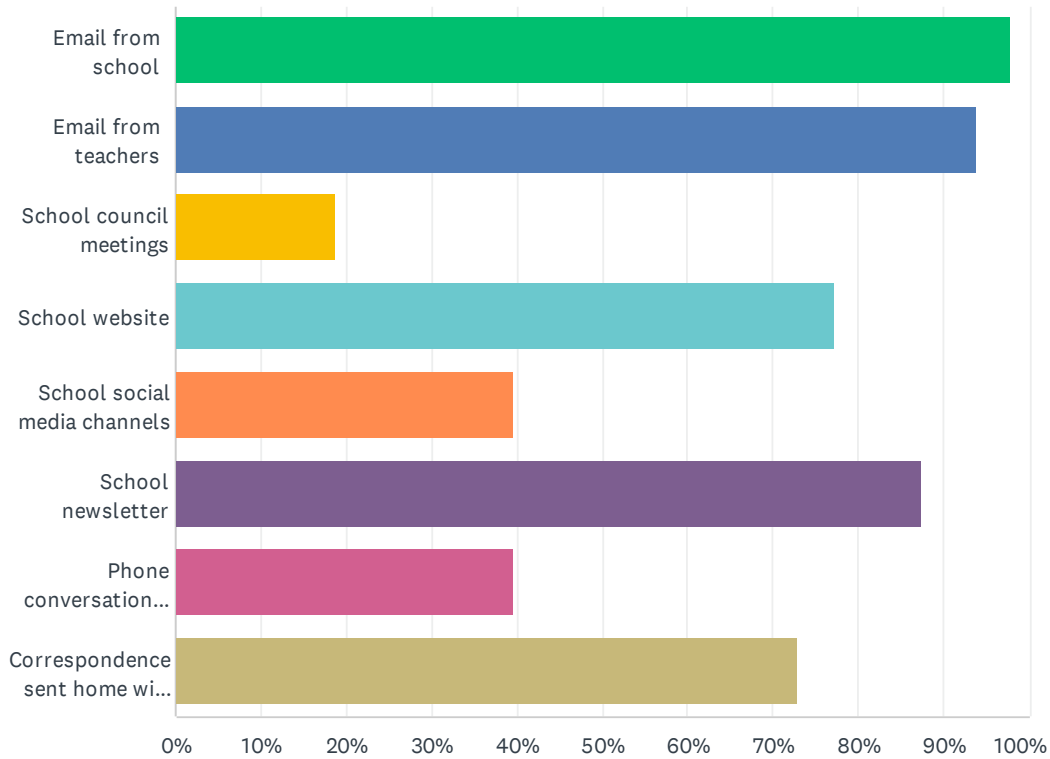
Answered: 48 Skipped: 4



ANSWER CHOICES	RESPONSES	
Keeps me fully informed	62.50%	30
Keeps me fairly well informed	35.42%	17
Keeps me adequately informed	2.08%	1
Gives me a limited amount of information	0.00%	0
I rarely receive the information I need	0.00%	0
<b>TOTAL</b>		<b>48</b>

## Q27 Do you regularly make use of the following to keep up to date on school activities, programs, etc.? Check all that apply.

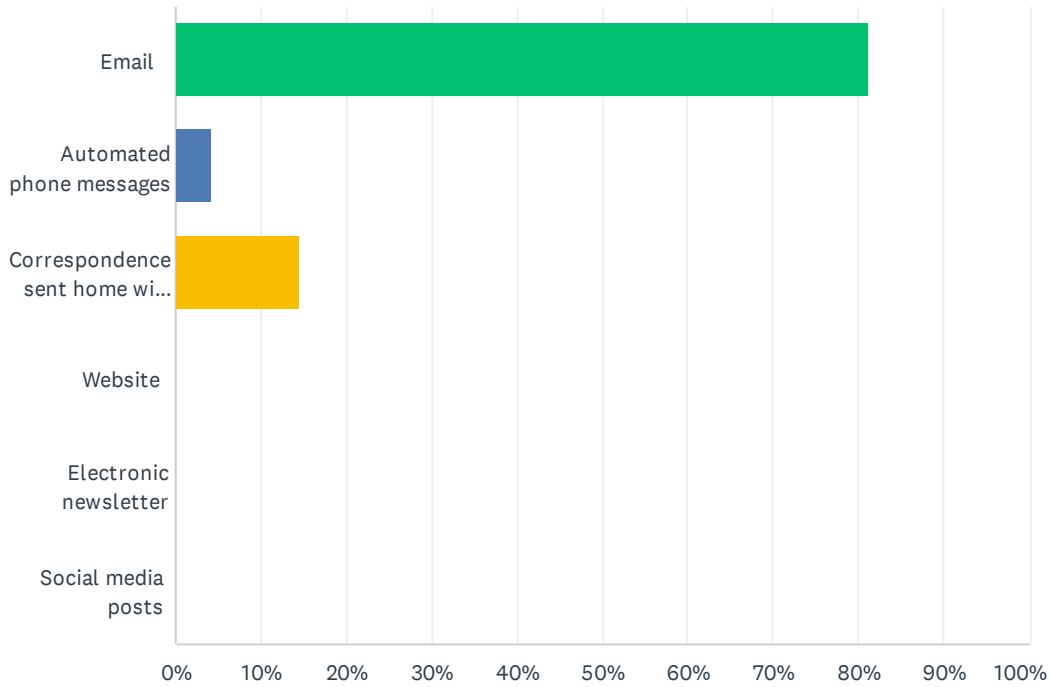
Answered: 48 Skipped: 4



ANSWER CHOICES	RESPONSES
Email from school	97.92% 47
Email from teachers	93.75% 45
School council meetings	18.75% 9
School website	77.08% 37
School social media channels	39.58% 19
School newsletter	87.50% 42
Phone conversations with the school or teachers	39.58% 19
Correspondence sent home with my child	72.92% 35
Total Respondents: 48	

## Q28 What is your most preferred method of communication from the school and Division?

Answered: 48 Skipped: 4

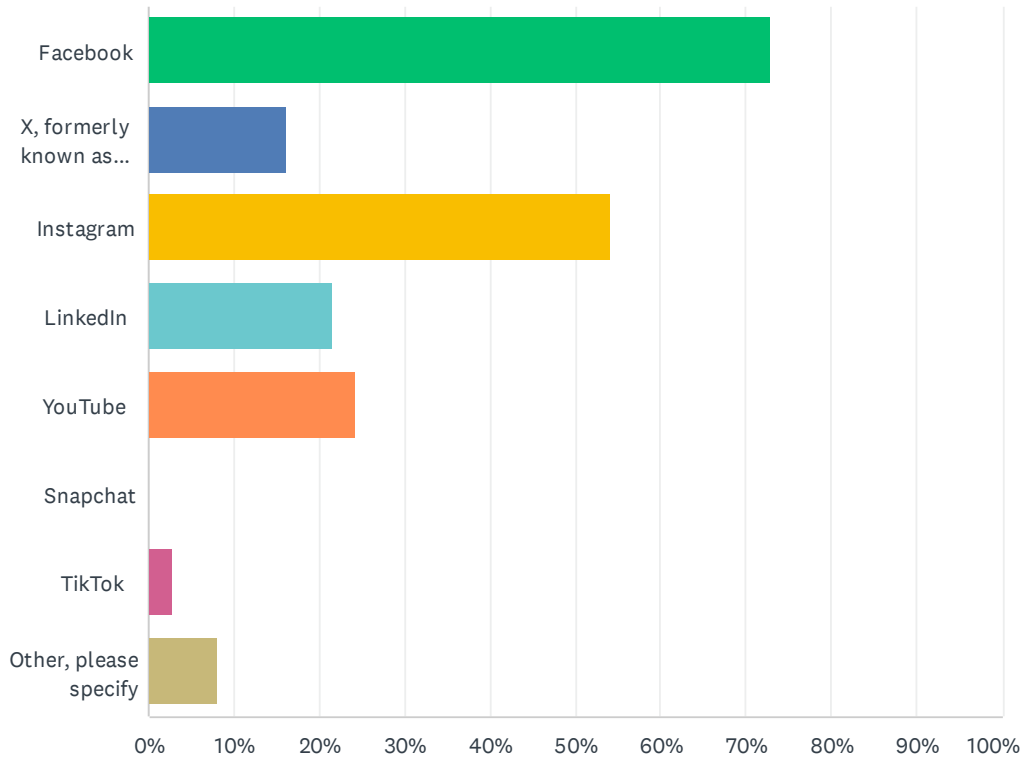


ANSWER CHOICES	RESPONSES	
Email	81.25%	39
Automated phone messages	4.17%	2
Correspondence sent home with my child	14.58%	7
Website	0.00%	0
Electronic newsletter	0.00%	0
Social media posts	0.00%	0
<b>TOTAL</b>		<b>48</b>



### Q29 The Division and schools often share news and information on social media. Which of the following platforms do you use? Check all that apply.

Answered: 37 Skipped: 15



ANSWER CHOICES	RESPONSES	
Facebook	72.97%	27
X, formerly known as Twitter	16.22%	6
Instagram	54.05%	20
LinkedIn	21.62%	8
YouTube	24.32%	9
Snapchat	0.00%	0
TikTok	2.70%	1
Other, please specify	8.11%	3
Total Respondents: 37		