
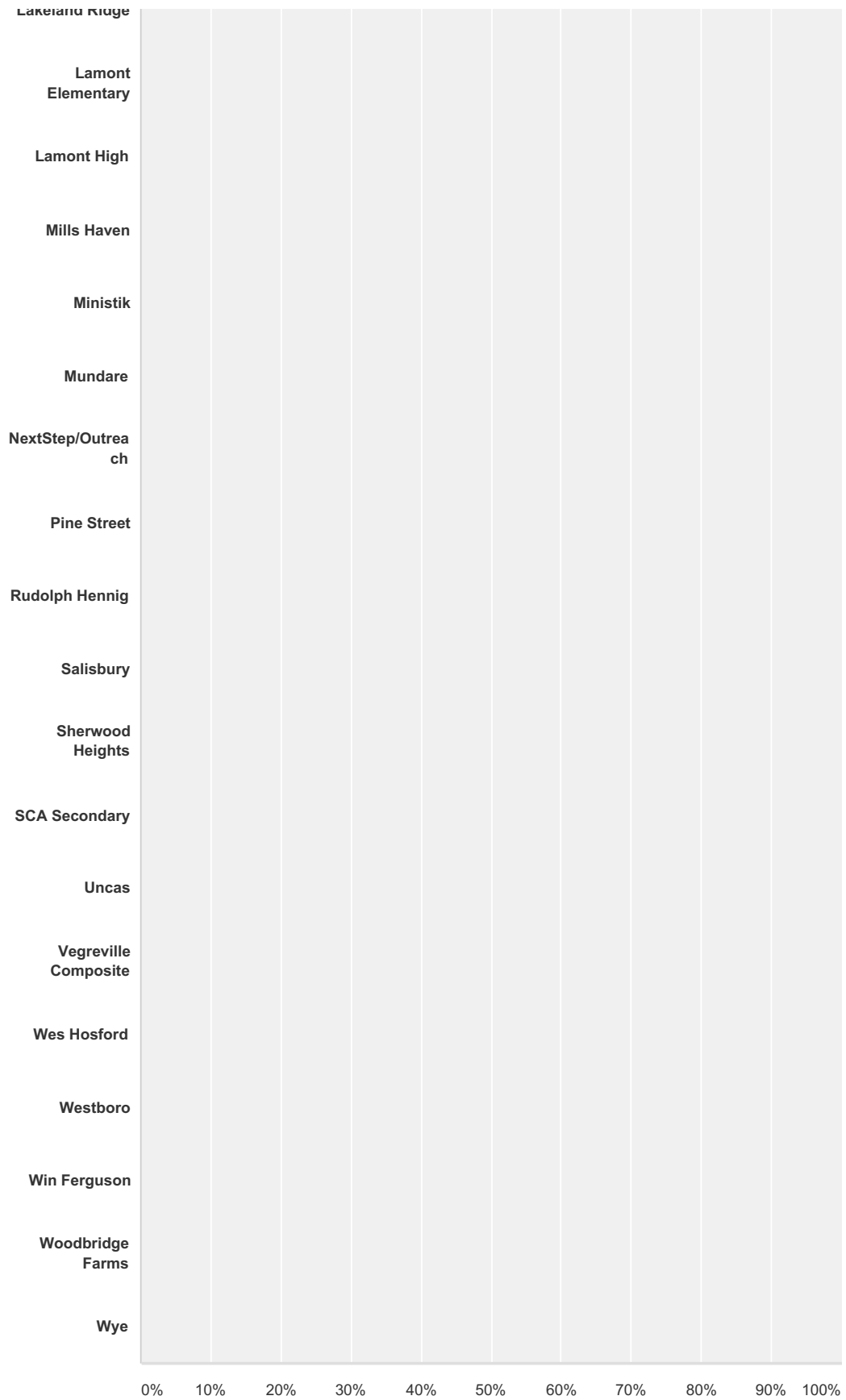


Q1 Please indicate the school your child attends.

Answered: 136 Skipped: 0



EIPS Parent Survey November 2015



Answer Choices	Responses
----------------	-----------

EIPS Parent Survey November 2015

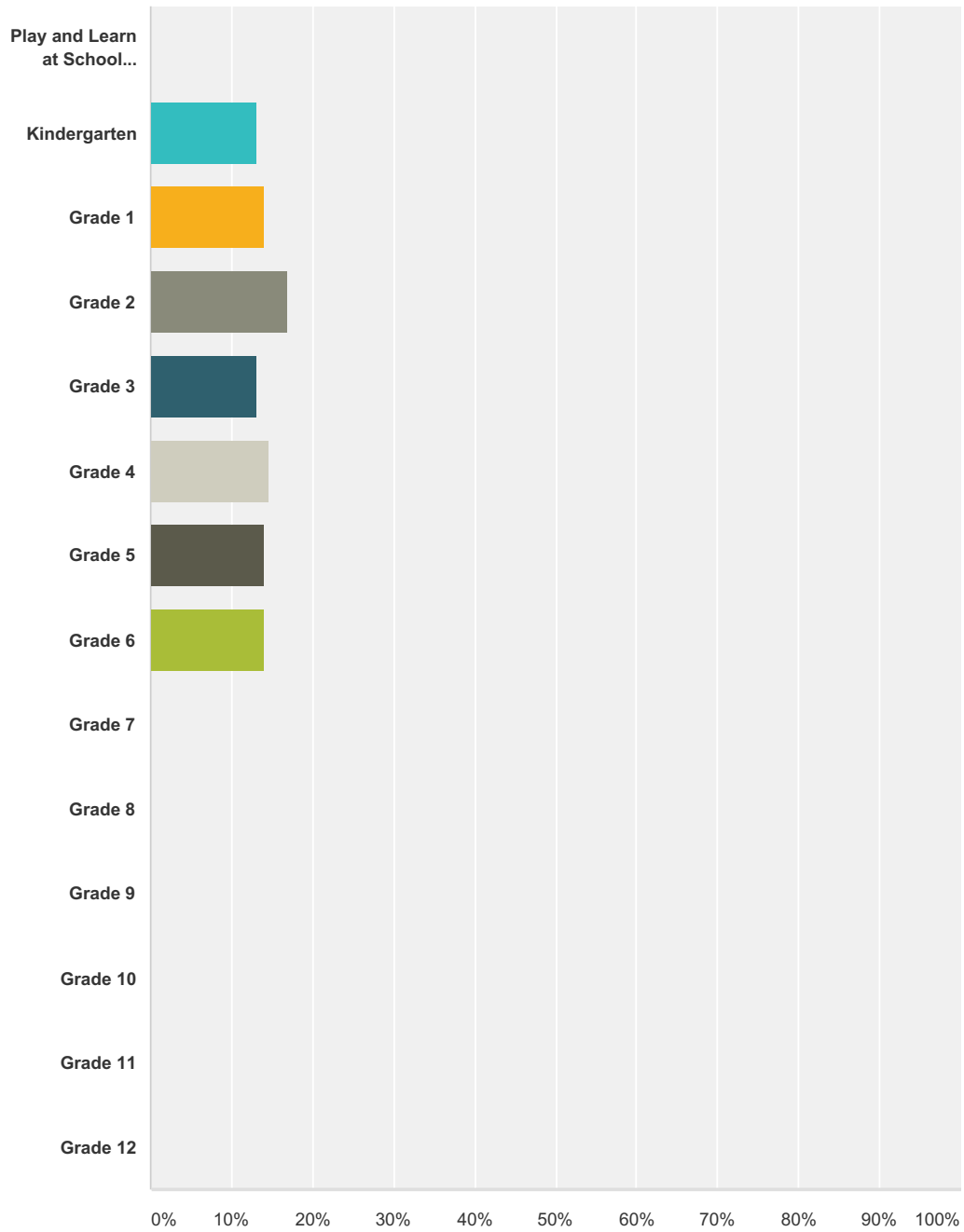
SCA Elementary	100.00%	136
A.L. Horton	0.00%	0
Andrew	0.00%	0
Ardrossan Elementary	0.00%	0
Ardrossan Junior Senior	0.00%	0
Bev Facey	0.00%	0
Brentwood	0.00%	0
Bruderheim	0.00%	0
Clover Bar	0.00%	0
Ecole Campbelltown	0.00%	0
Ecole Parc	0.00%	0
F.R. Haythorne	0.00%	0
Ft. Sask. Christian	0.00%	0
Ft. Sask. Elementary	0.00%	0
Ft. Sask. Sr. High	0.00%	0
Fultonvale	0.00%	0
Glen Allan	0.00%	0
James Mowat	0.00%	0
Lakeland Ridge	0.00%	0
Lamont Elementary	0.00%	0
Lamont High	0.00%	0
Mills Haven	0.00%	0
Ministik	0.00%	0
Mundare	0.00%	0
NextStep/Outreach	0.00%	0
Pine Street	0.00%	0
Rudolph Hennig	0.00%	0
Salisbury	0.00%	0
Sherwood Heights	0.00%	0
SCA Secondary	0.00%	0
Uncas	0.00%	0
Vegreville Composite	0.00%	0
Wes Hosford	0.00%	0
Westboro	0.00%	0

EIPS Parent Survey November 2015

Win Ferguson	0.00%	0
Woodbridge Farms	0.00%	0
Wye	0.00%	0
Total		136

Q2 Please indicate your child's grade.

Answered: 136 Skipped: 0



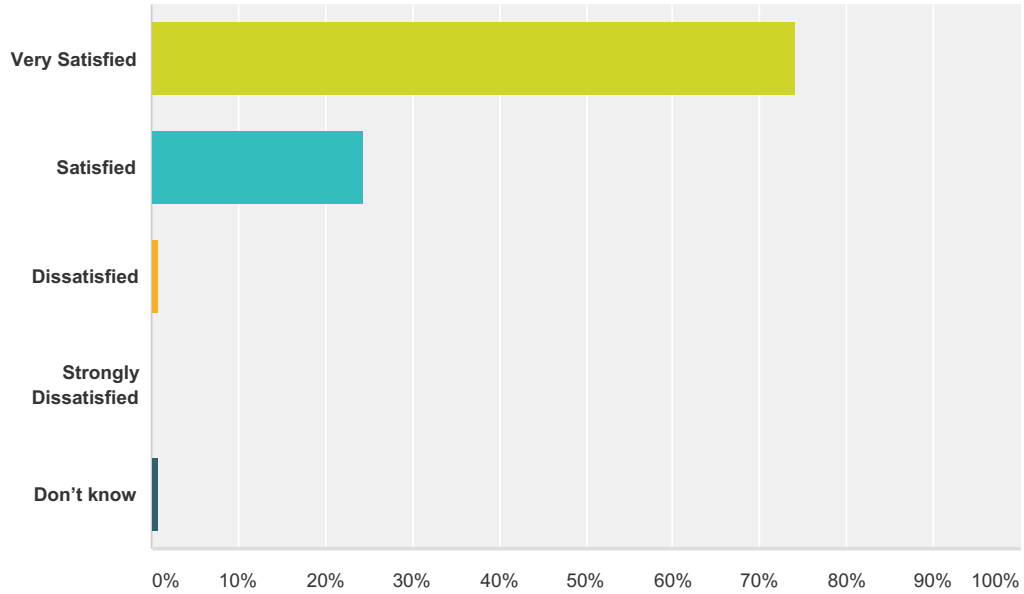
Answer Choices	Responses
Play and Learn at School (PALS)	0.00% 0
Kindergarten	13.24% 18
Grade 1	13.97% 19
Grade 2	16.91% 23
Grade 3	13.24% 18

EIPS Parent Survey November 2015

Grade 4	14.71%	20
Grade 5	13.97%	19
Grade 6	13.97%	19
Grade 7	0.00%	0
Grade 8	0.00%	0
Grade 9	0.00%	0
Grade 10	0.00%	0
Grade 11	0.00%	0
Grade 12	0.00%	0
Total		136

Q3 How satisfied are you with the quality of education that your child is receiving at his/her school?

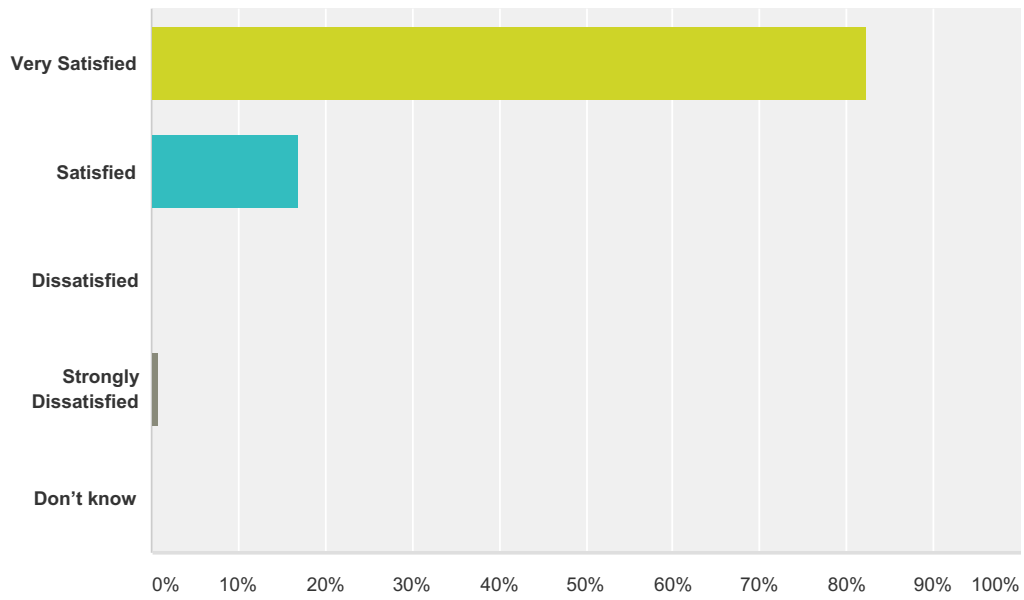
Answered: 135 Skipped: 1



Answer Choices	Responses	
Very Satisfied	74.07%	100
Satisfied	24.44%	33
Dissatisfied	0.74%	1
Strongly Dissatisfied	0.00%	0
Don't know	0.74%	1
Total		135

Q4 How satisfied are you with the quality of teaching at your child's school?

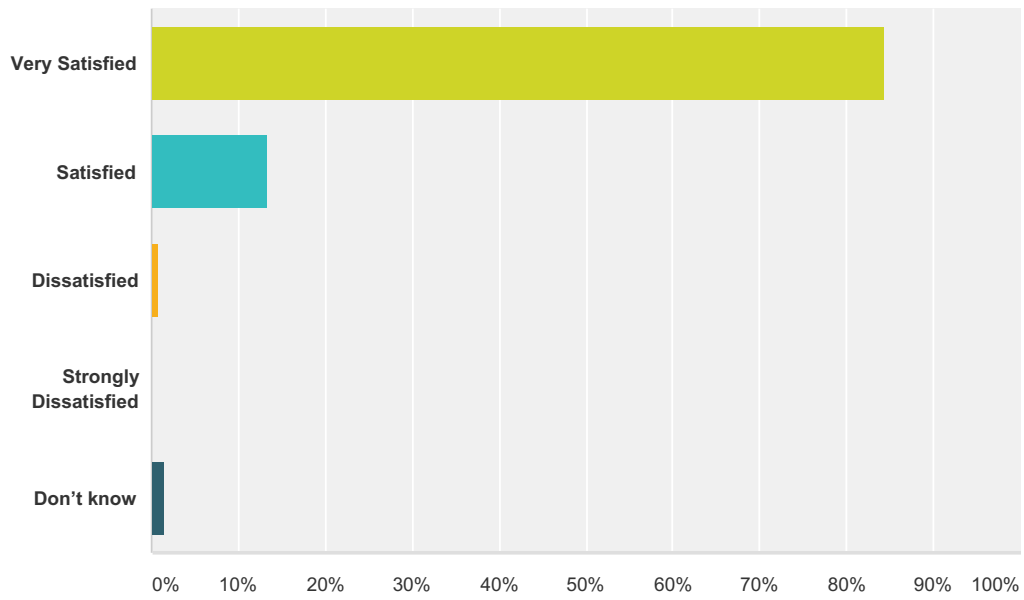
Answered: 136 Skipped: 0



Answer Choices	Responses	Count
Very Satisfied	82.35%	112
Satisfied	16.91%	23
Dissatisfied	0.00%	0
Strongly Dissatisfied	0.74%	1
Don't know	0.00%	0
Total		136

Q5 How satisfied are you with the leadership in your child's school?

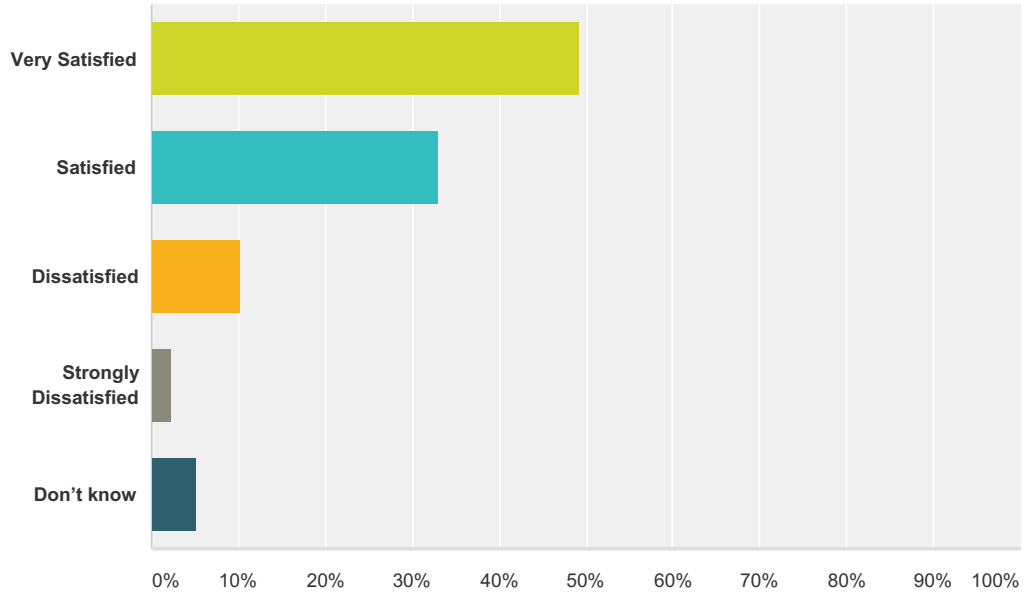
Answered: 135 Skipped: 1



Answer Choices	Responses	Count
Very Satisfied	84.44%	114
Satisfied	13.33%	18
Dissatisfied	0.74%	1
Strongly Dissatisfied	0.00%	0
Don't know	1.48%	2
Total		135

Q6 How satisfied are you with the opportunity to be involved in decisions at your child's school?

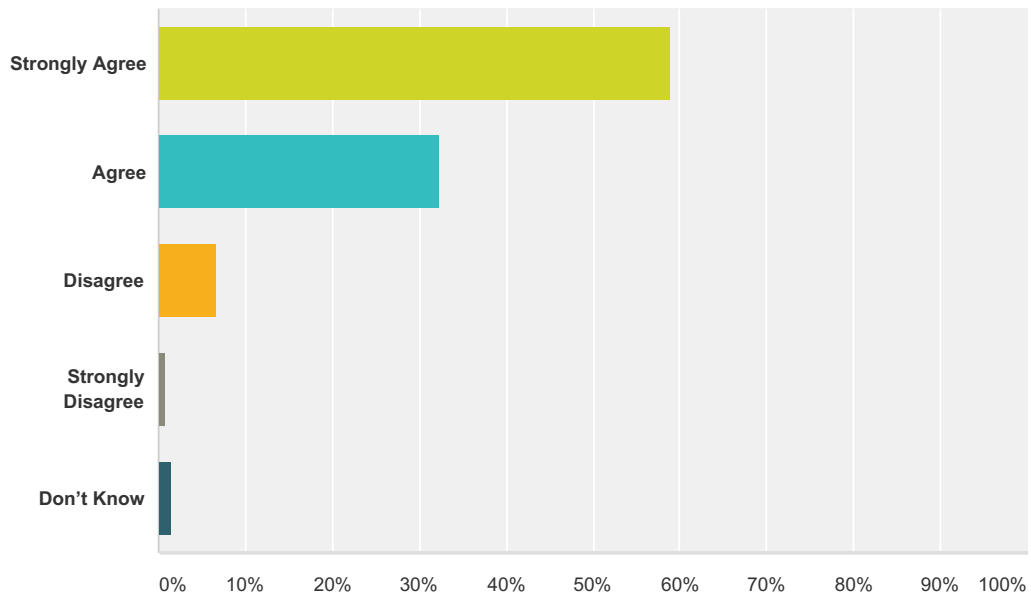
Answered: 136 Skipped: 0



Answer Choices	Responses	
Very Satisfied	49.26%	67
Satisfied	33.09%	45
Dissatisfied	10.29%	14
Strongly Dissatisfied	2.21%	3
Don't know	5.15%	7
Total		136

Q7 My child's individual needs are met.

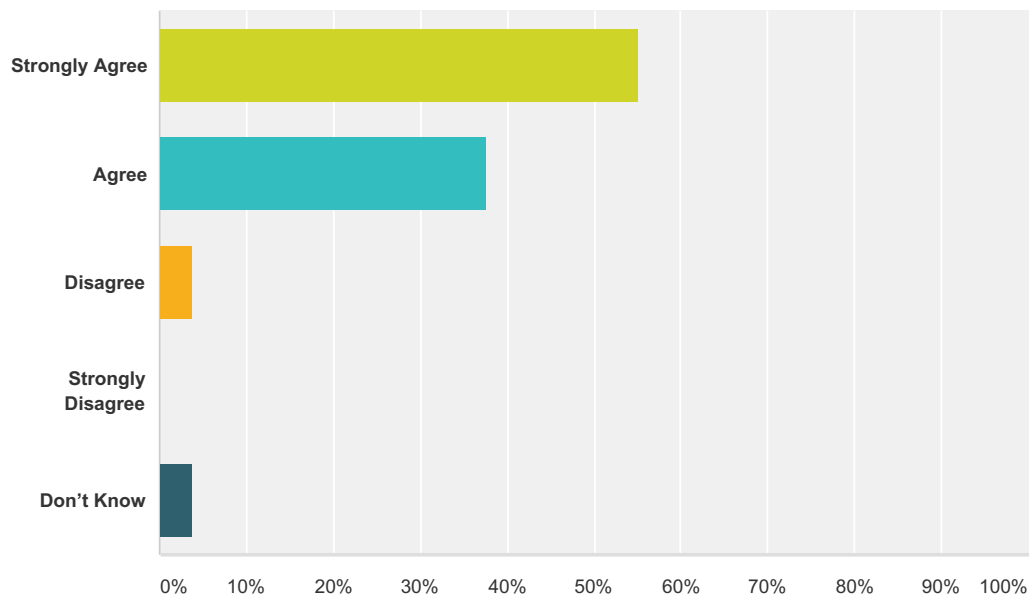
Answered: 136 Skipped: 0



Answer Choices	Responses
Strongly Agree	58.82% 80
Agree	32.35% 44
Disagree	6.62% 9
Strongly Disagree	0.74% 1
Don't Know	1.47% 2
Total	136

Q8 The school keeps me informed about my child's progress and achievement.

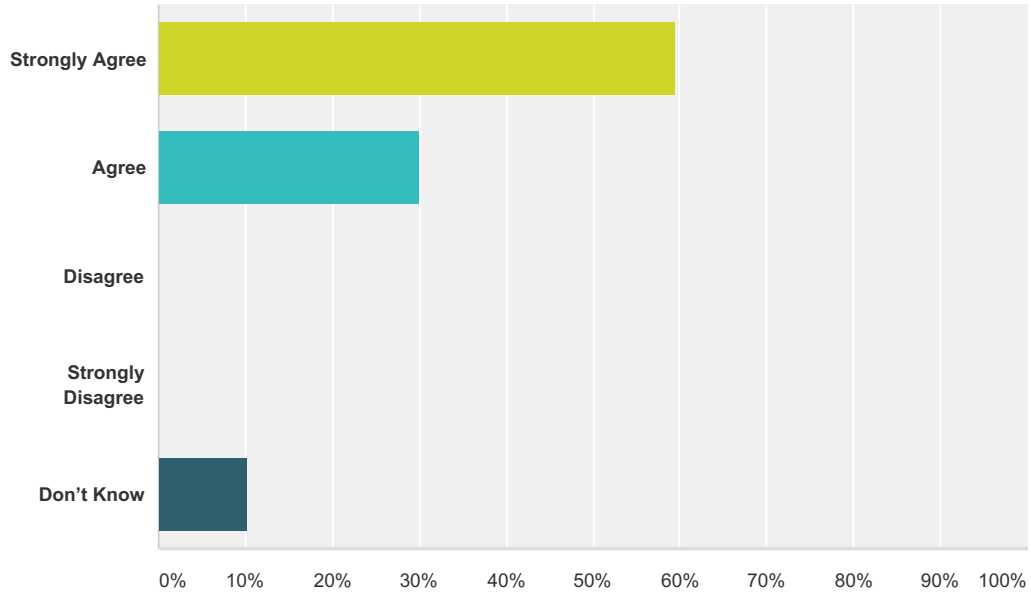
Answered: 136 Skipped: 0



Answer Choices	Responses	
Strongly Agree	55.15%	75
Agree	37.50%	51
Disagree	3.68%	5
Strongly Disagree	0.00%	0
Don't Know	3.68%	5
Total		136

Q9 The rights and responsibilities of citizenship are reinforced in my child's school.

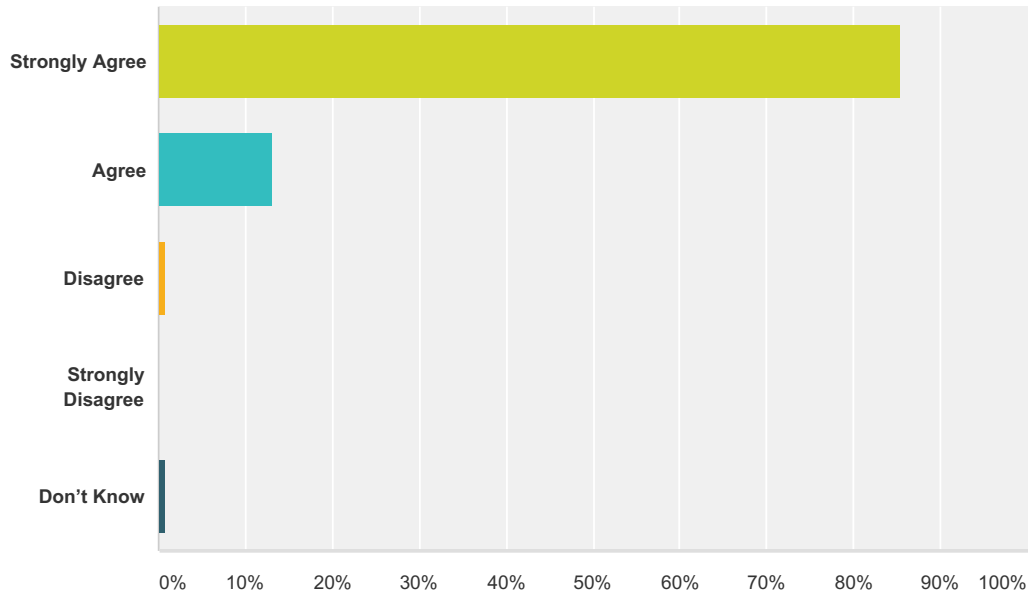
Answered: 136 Skipped: 0



Answer Choices	Responses	
Strongly Agree	59.56%	81
Agree	30.15%	41
Disagree	0.00%	0
Strongly Disagree	0.00%	0
Don't Know	10.29%	14
Total		136

Q10 The school staff care about my child.

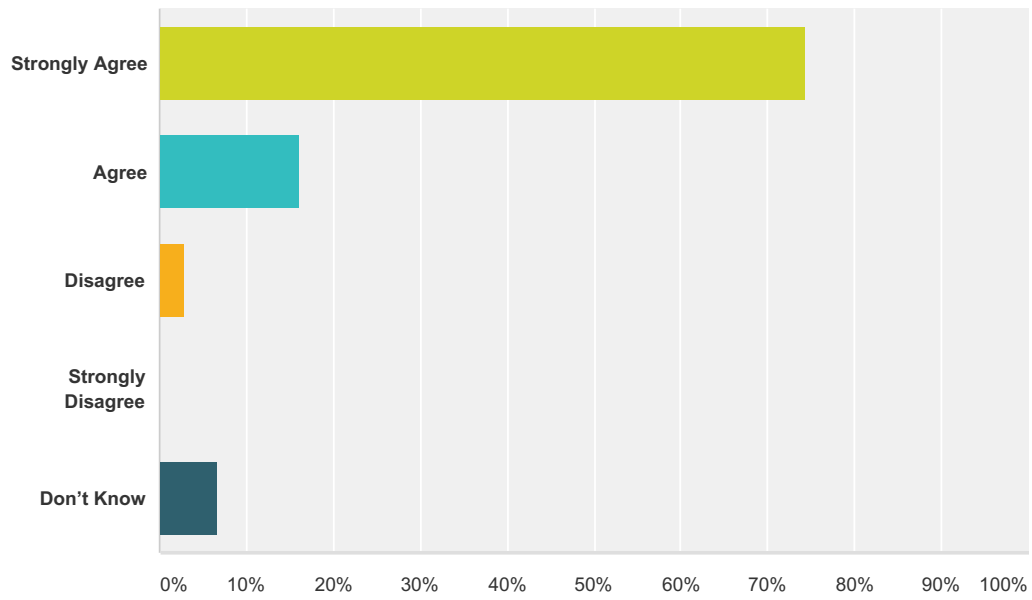
Answered: 136 Skipped: 0



Answer Choices	Responses	Count
Strongly Agree	85.29%	116
Agree	13.24%	18
Disagree	0.74%	1
Strongly Disagree	0.00%	0
Don't Know	0.74%	1
Total		136

Q11 My child is encouraged at school to do his or her best.

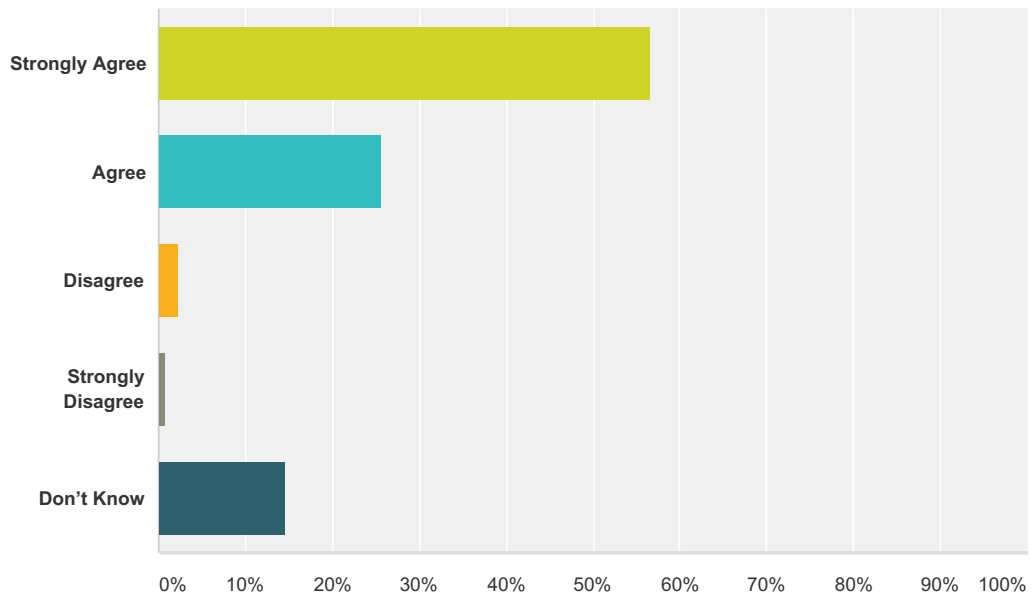
Answered: 136 Skipped: 0



Answer Choices	Responses	Count
Strongly Agree	74.26%	101
Agree	16.18%	22
Disagree	2.94%	4
Strongly Disagree	0.00%	0
Don't Know	6.62%	9
Total		136

Q12 Discipline is handled in a fair and reasonable manner in my child's school.

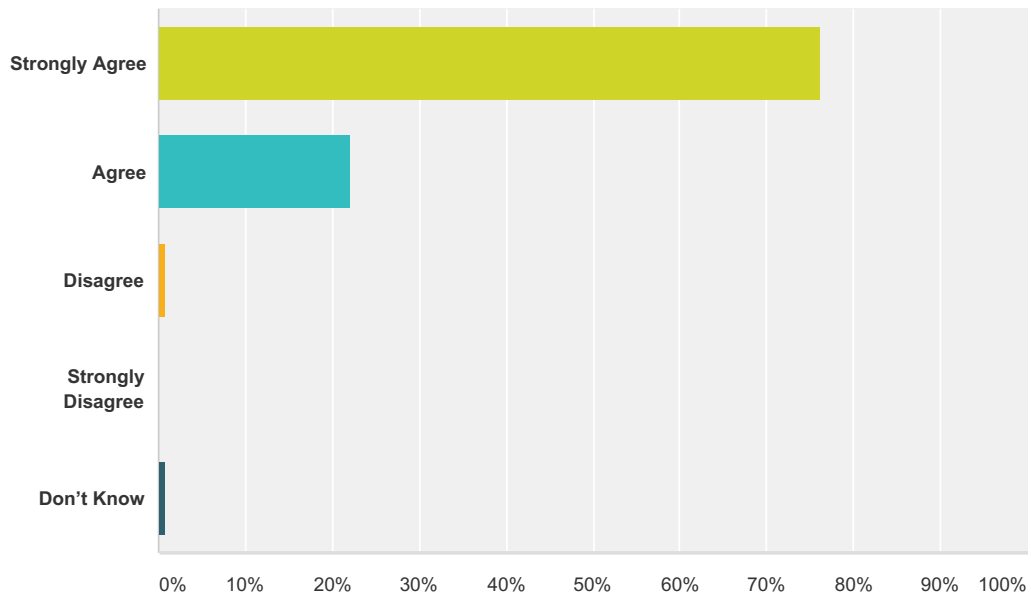
Answered: 136 Skipped: 0



Answer Choices	Responses
Strongly Agree	56.62% 77
Agree	25.74% 35
Disagree	2.21% 3
Strongly Disagree	0.74% 1
Don't Know	14.71% 20
Total	136

Q13 My child's school is safe.

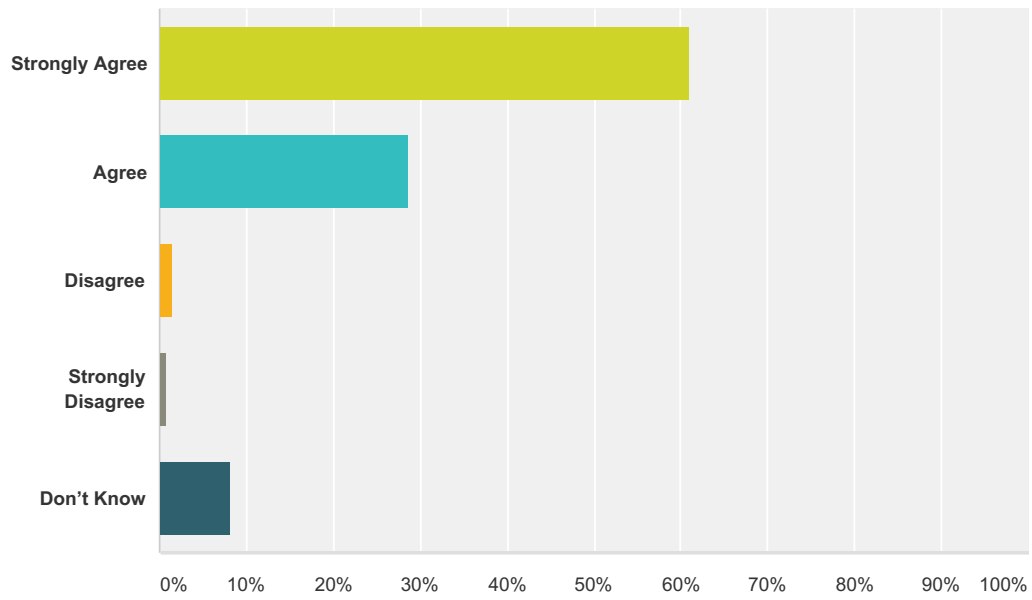
Answered: 135 Skipped: 1



Answer Choices	Responses	
Strongly Agree	76.30%	103
Agree	22.22%	30
Disagree	0.74%	1
Strongly Disagree	0.00%	0
Don't Know	0.74%	1
Total		135

Q14 There is open and honest communication within my child's school.

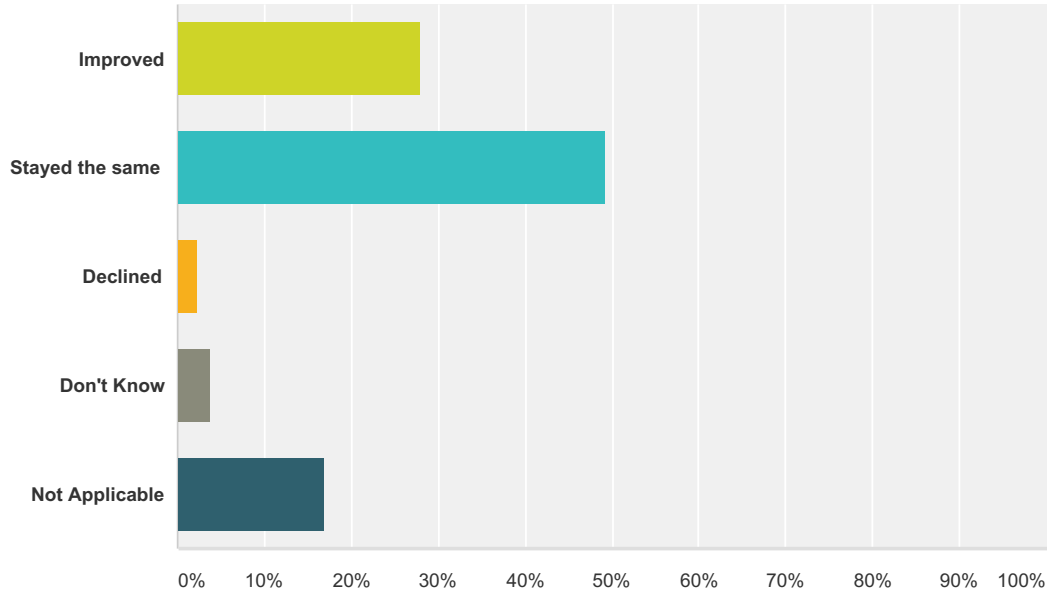
Answered: 136 Skipped: 0



Answer Choices	Responses	Count
Strongly Agree	61.03%	83
Agree	28.68%	39
Disagree	1.47%	2
Strongly Disagree	0.74%	1
Don't Know	8.09%	11
Total		136

Q15 In your opinion, has the quality of education that your child experienced at school improved, stayed the same, or declined in the past three years.

Answered: 136 Skipped: 0



Answer Choices	Responses	Count
Improved	27.94%	38
Stayed the same	49.26%	67
Declined	2.21%	3
Don't Know	3.68%	5
Not Applicable	16.91%	23
Total		136