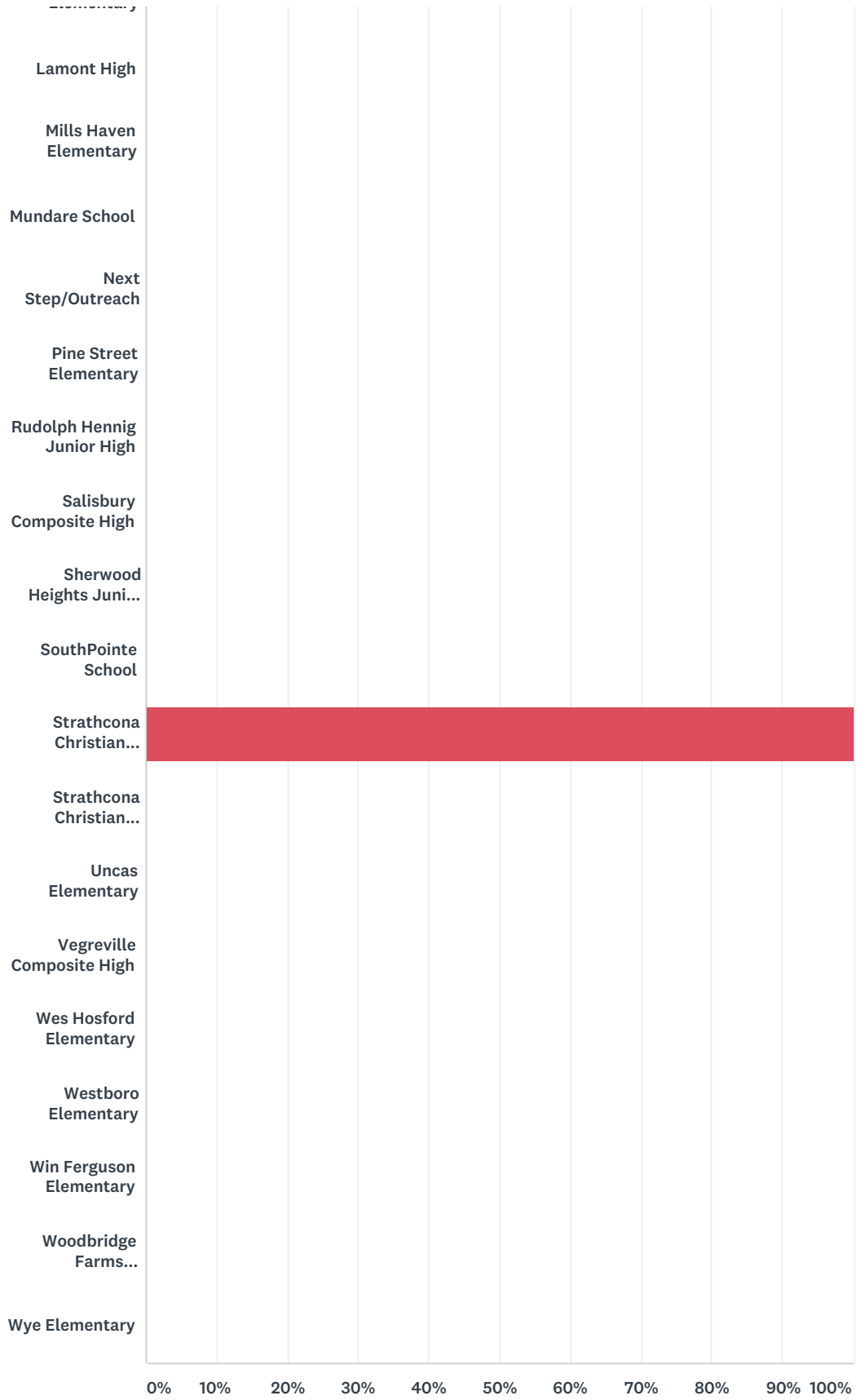


EIPS Parent Survey 2017-18



ANSWER CHOICES	RESPONSES
A.L. Horton Elementary	0.00% 0

EIPS Parent Survey 2017-18

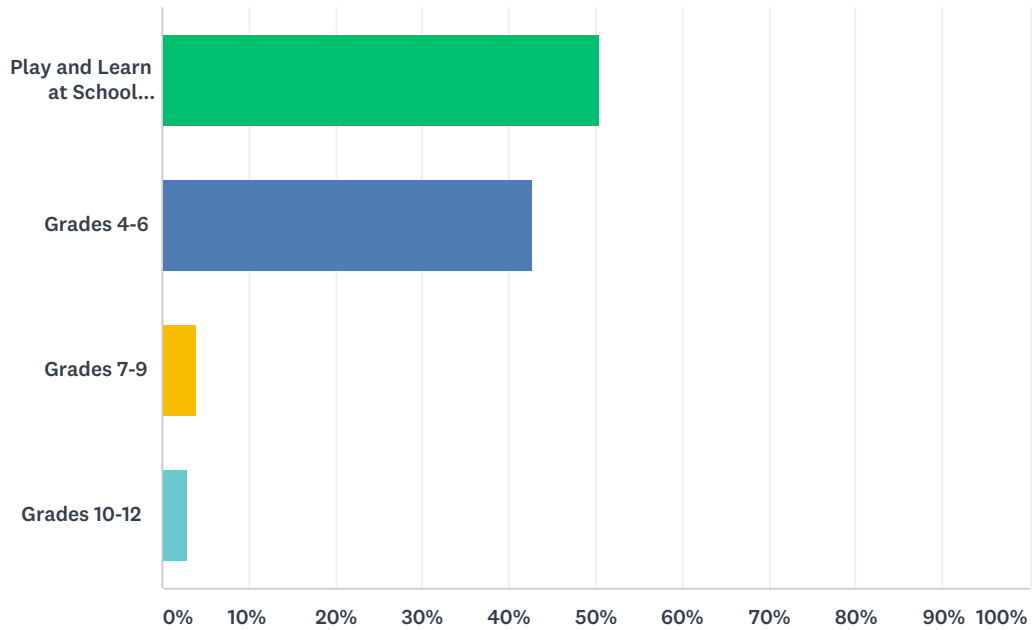
Andrew School	0.00%	0
Ardrossan Elementary	0.00%	0
Ardrossan Junior Senior High	0.00%	0
Bev Facey Community High	0.00%	0
Brentwood Elementary	0.00%	0
Bruderheim School	0.00%	0
Clover Bar Junior High	0.00%	0
École Campbelltown	0.00%	0
École Parc Élémentaire	0.00%	0
F.R. Haythorne Junior High	0.00%	0
Fort Saskatchewan Christian	0.00%	0
Fort Saskatchewan Elementary	0.00%	0
Fort Saskatchewan Senior High	0.00%	0
Fultonvale Elementary Junior High	0.00%	0
Glen Allan Elementary	0.00%	0
James Mowat Elementary	0.00%	0
Lakeland Ridge	0.00%	0
Lamont Elementary	0.00%	0
Lamont High	0.00%	0
Mills Haven Elementary	0.00%	0
Mundare School	0.00%	0
Next Step/Outreach	0.00%	0
Pine Street Elementary	0.00%	0
Rudolph Hennig Junior High	0.00%	0
Salisbury Composite High	0.00%	0
Sherwood Heights Junior High	0.00%	0
SouthPointe School	0.00%	0
Strathcona Christian Academy Elementary	100.00%	103
Strathcona Christian Academy Secondary	0.00%	0
Uncas Elementary	0.00%	0
Vegreville Composite High	0.00%	0
Wes Hosford Elementary	0.00%	0
Westboro Elementary	0.00%	0
Win Ferguson Elementary	0.00%	0

EIPS Parent Survey 2017-18

Woodbridge Farms Elementary	0.00%	0
Wye Elementary	0.00%	0
TOTAL		103

Q2 Please indicate your child's grade.

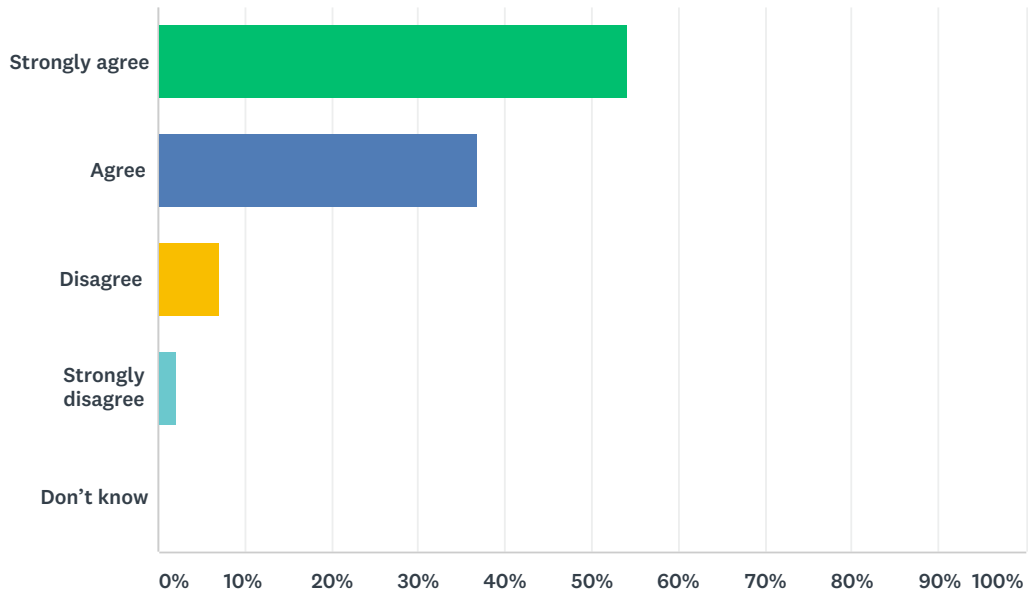
Answered: 103 Skipped: 0



ANSWER CHOICES	RESPONSES	
Play and Learn at School (PALS) Kindergarten Grades 1-3	50.49%	52
Grades 4-6	42.72%	44
Grades 7-9	3.88%	4
Grades 10-12	2.91%	3
TOTAL		103

Q3 My child's individual needs are met.

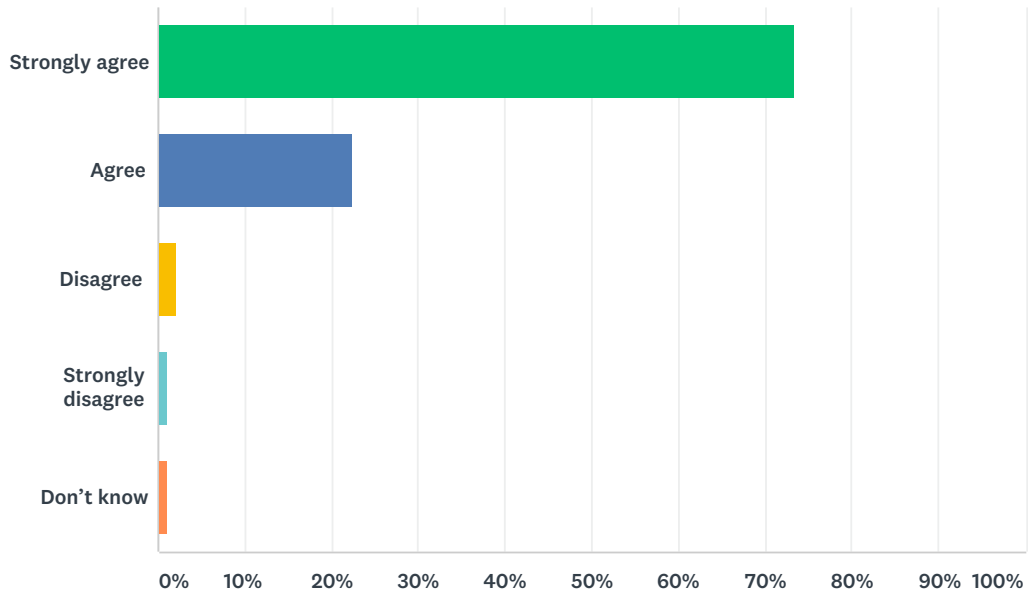
Answered: 98 Skipped: 5



ANSWER CHOICES	RESPONSES	
Strongly agree	54.08%	53
Agree	36.73%	36
Disagree	7.14%	7
Strongly disagree	2.04%	2
Don't know	0.00%	0
TOTAL		98

Q4 My child is encouraged at school to do his or her best.

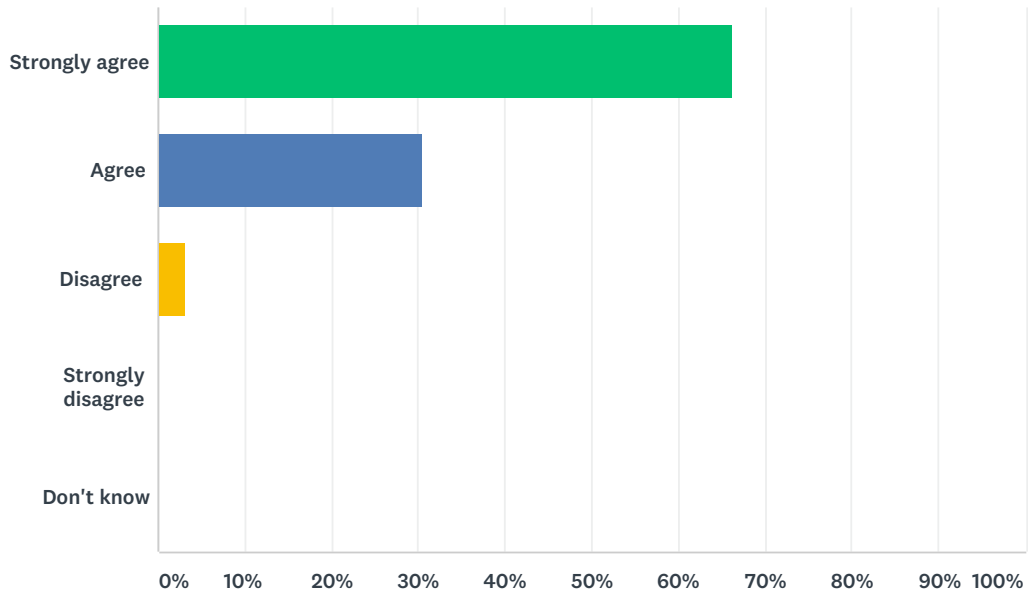
Answered: 98 Skipped: 5



ANSWER CHOICES	RESPONSES	
Strongly agree	73.47%	72
Agree	22.45%	22
Disagree	2.04%	2
Strongly disagree	1.02%	1
Don't know	1.02%	1
TOTAL		98

Q5 My child is demonstrating growth in literacy.

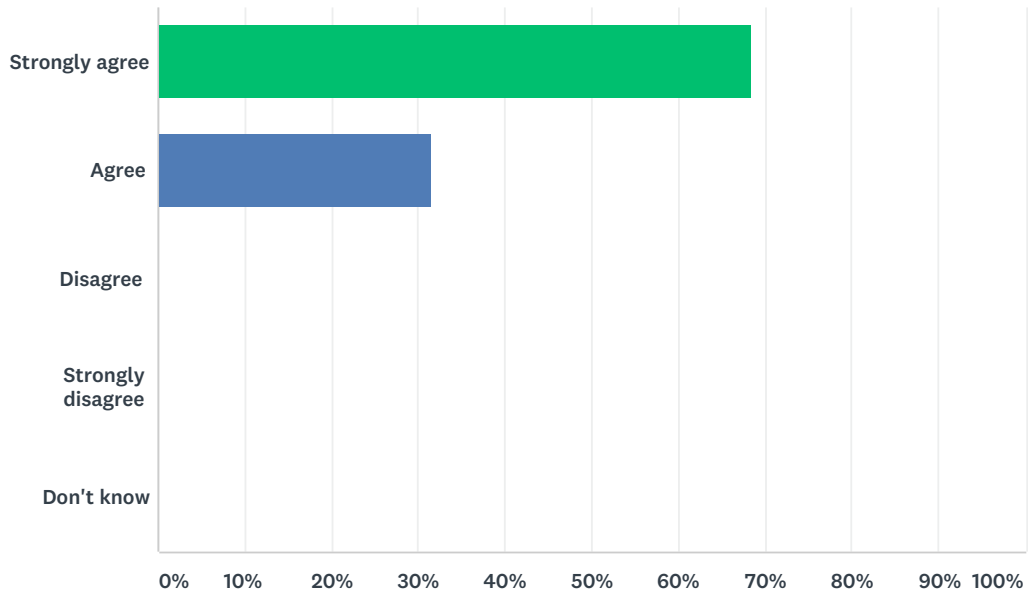
Answered: 98 Skipped: 5



ANSWER CHOICES	RESPONSES	
Strongly agree	66.33%	65
Agree	30.61%	30
Disagree	3.06%	3
Strongly disagree	0.00%	0
Don't know	0.00%	0
TOTAL		98

Q6 My child is demonstrating growth in numeracy.

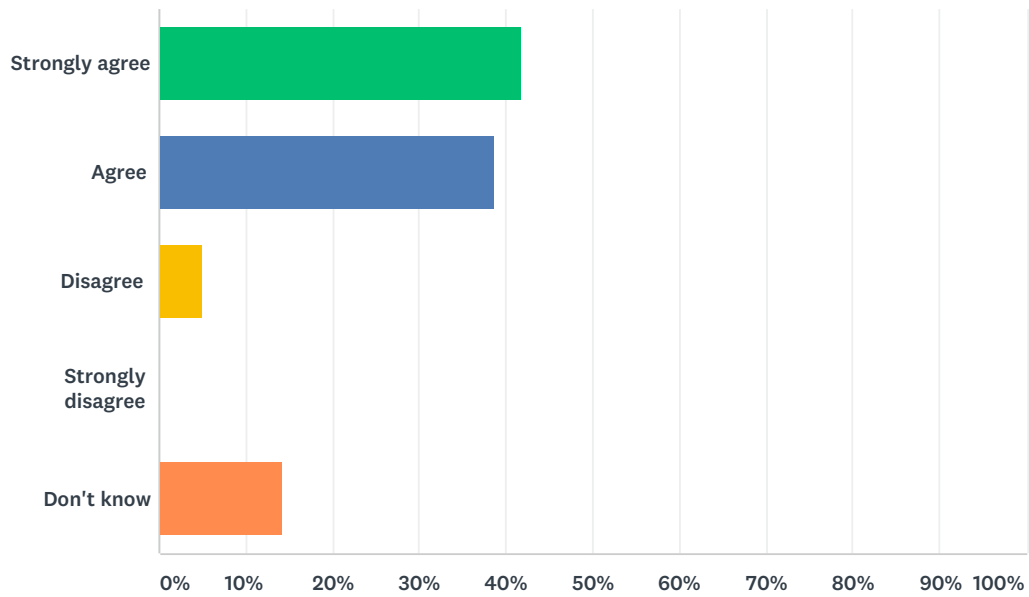
Answered: 98 Skipped: 5



ANSWER CHOICES	RESPONSES	
Strongly agree	68.37%	67
Agree	31.63%	31
Disagree	0.00%	0
Strongly disagree	0.00%	0
Don't know	0.00%	0
TOTAL		98

Q7 My child has an understanding of First Nations, Métis and Inuit culture and history.

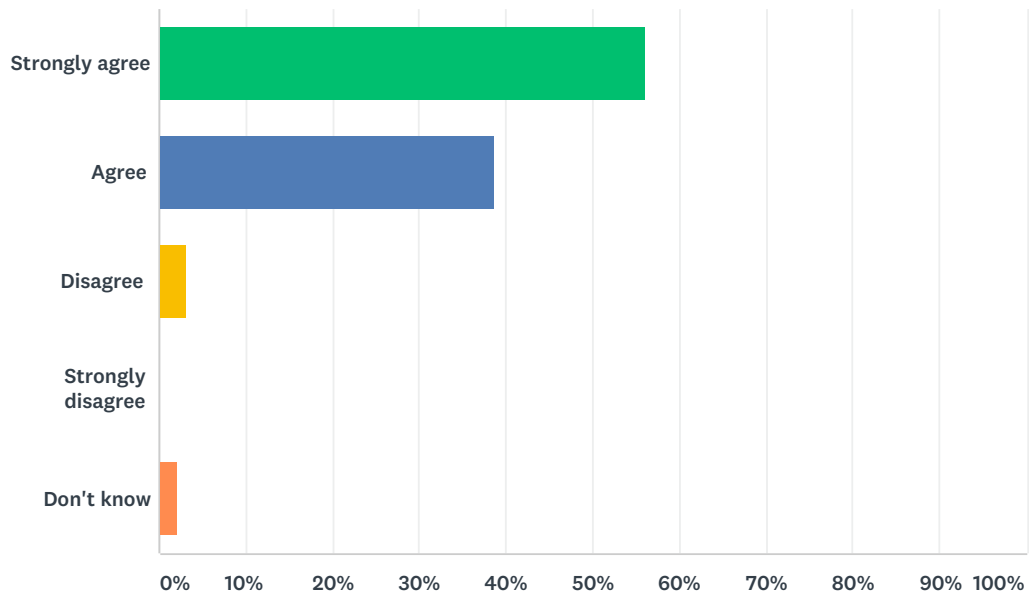
Answered: 98 Skipped: 5



ANSWER CHOICES	RESPONSES	
Strongly agree	41.84%	41
Agree	38.78%	38
Disagree	5.10%	5
Strongly disagree	0.00%	0
Don't know	14.29%	14
TOTAL		98

Q8 My child is being taught knowledge, skills and attitudes necessary to be successful in life.

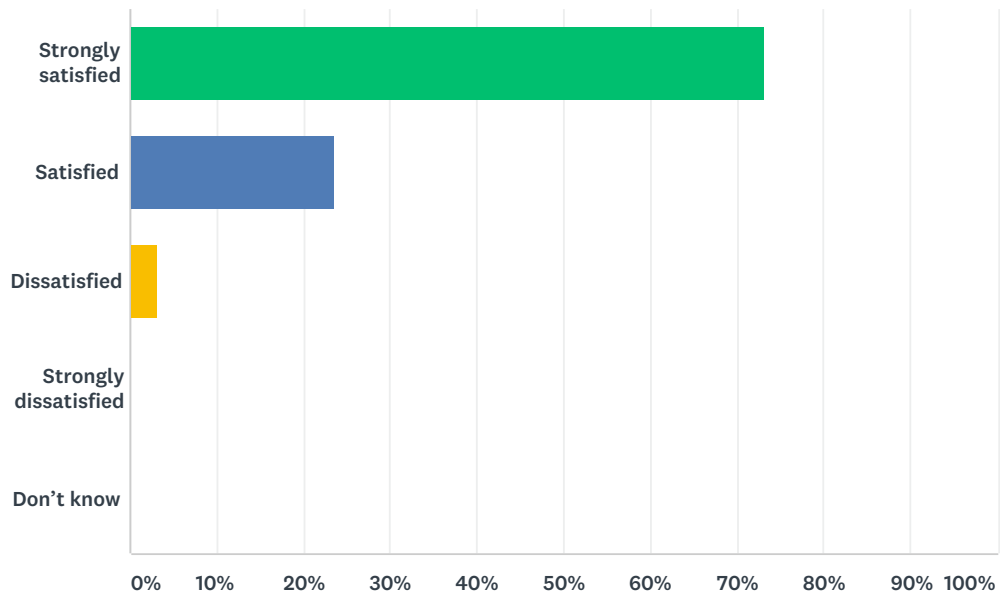
Answered: 98 Skipped: 5



ANSWER CHOICES	RESPONSES	
Strongly agree	56.12%	55
Agree	38.78%	38
Disagree	3.06%	3
Strongly disagree	0.00%	0
Don't know	2.04%	2
TOTAL		98

Q9 How satisfied are you with the quality of education your child is receiving at his or her school?

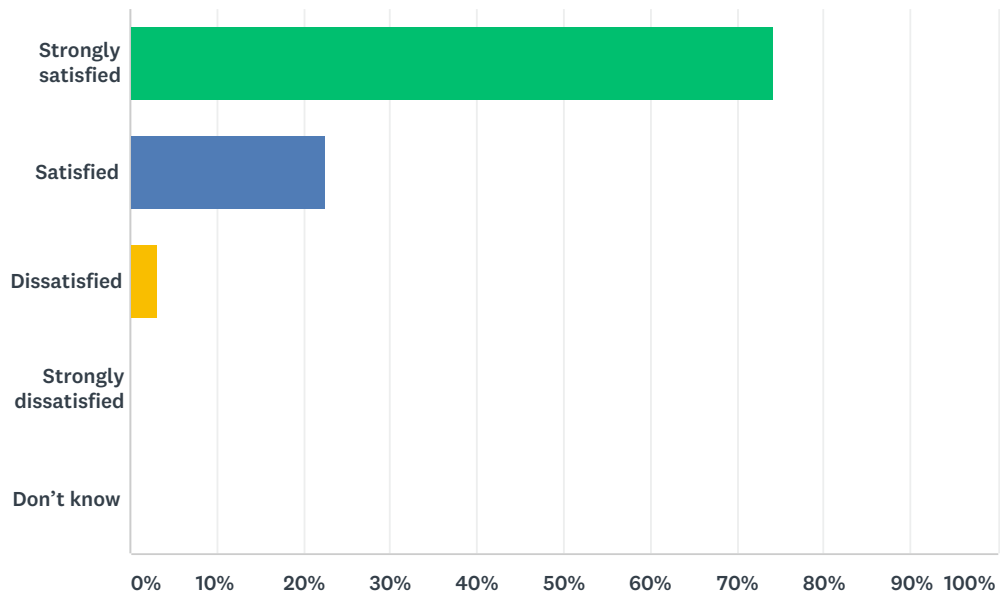
Answered: 97 Skipped: 6



ANSWER CHOICES	RESPONSES	
Strongly satisfied	73.20%	71
Satisfied	23.71%	23
Dissatisfied	3.09%	3
Strongly dissatisfied	0.00%	0
Don't know	0.00%	0
TOTAL		97

Q10 How satisfied are you with the quality of teaching at your child's school?

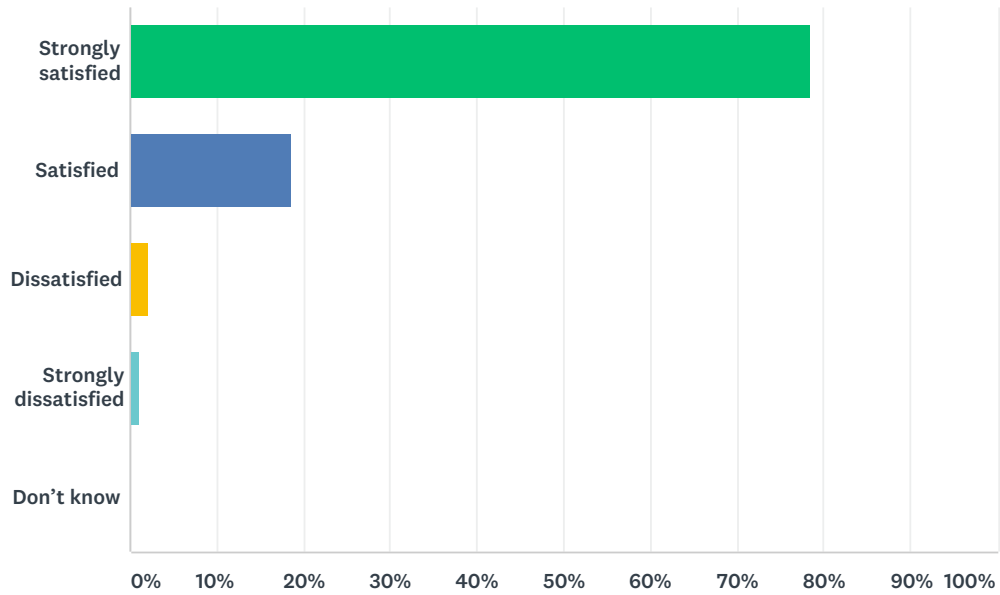
Answered: 97 Skipped: 6



ANSWER CHOICES	RESPONSES	
Strongly satisfied	74.23%	72
Satisfied	22.68%	22
Dissatisfied	3.09%	3
Strongly dissatisfied	0.00%	0
Don't know	0.00%	0
TOTAL		97

Q11 How satisfied are you with the leadership in your child's school?

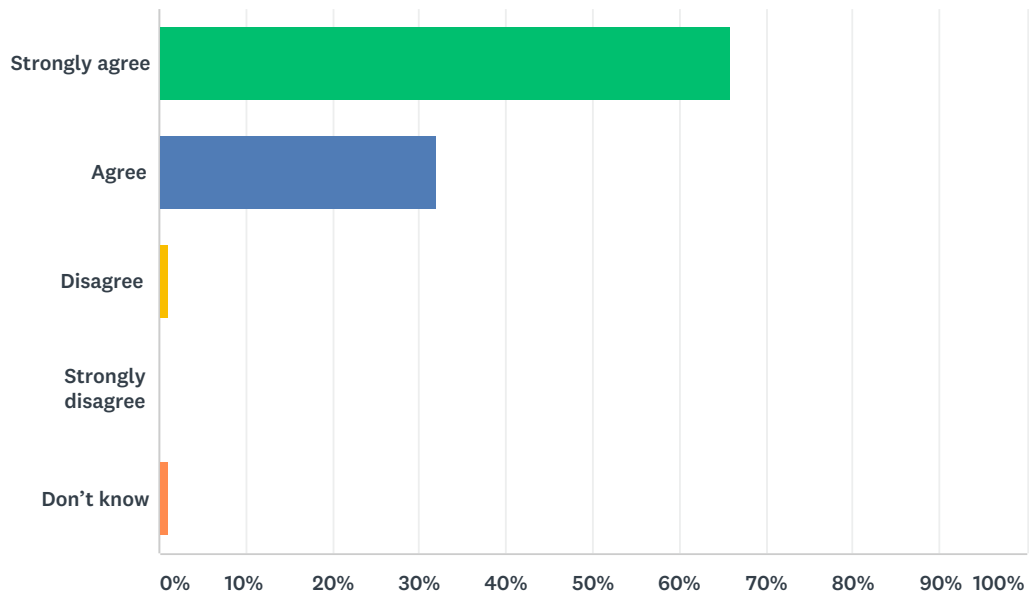
Answered: 97 Skipped: 6



ANSWER CHOICES	RESPONSES	
Strongly satisfied	78.35%	76
Satisfied	18.56%	18
Dissatisfied	2.06%	2
Strongly dissatisfied	1.03%	1
Don't know	0.00%	0
TOTAL		97

Q12 The rights and responsibilities of citizenship are reinforced in my child's school.

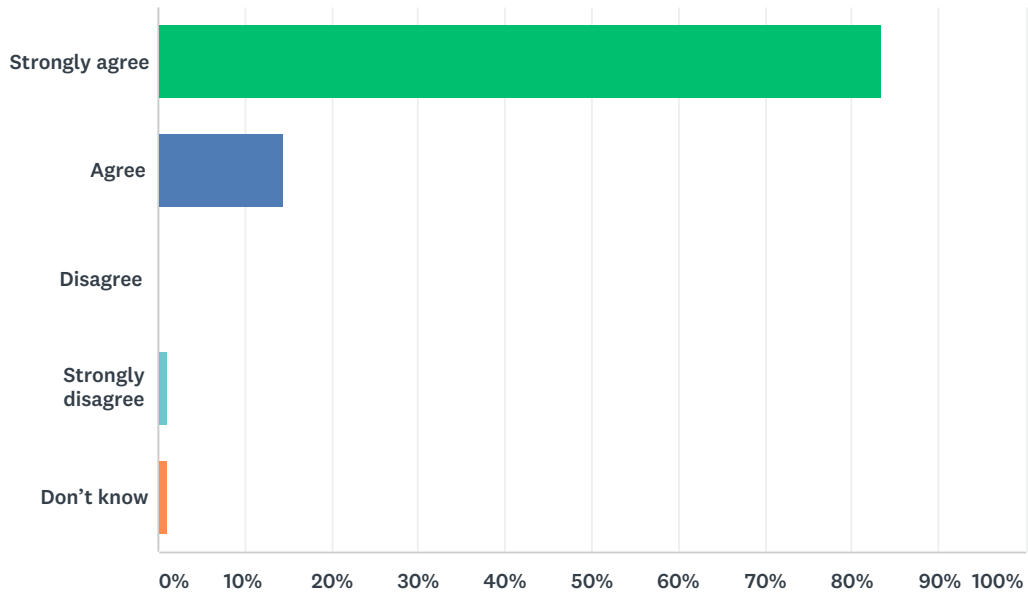
Answered: 97 Skipped: 6



ANSWER CHOICES	RESPONSES	
Strongly agree	65.98%	64
Agree	31.96%	31
Disagree	1.03%	1
Strongly disagree	0.00%	0
Don't know	1.03%	1
TOTAL		97

Q13 The school staff care about my child.

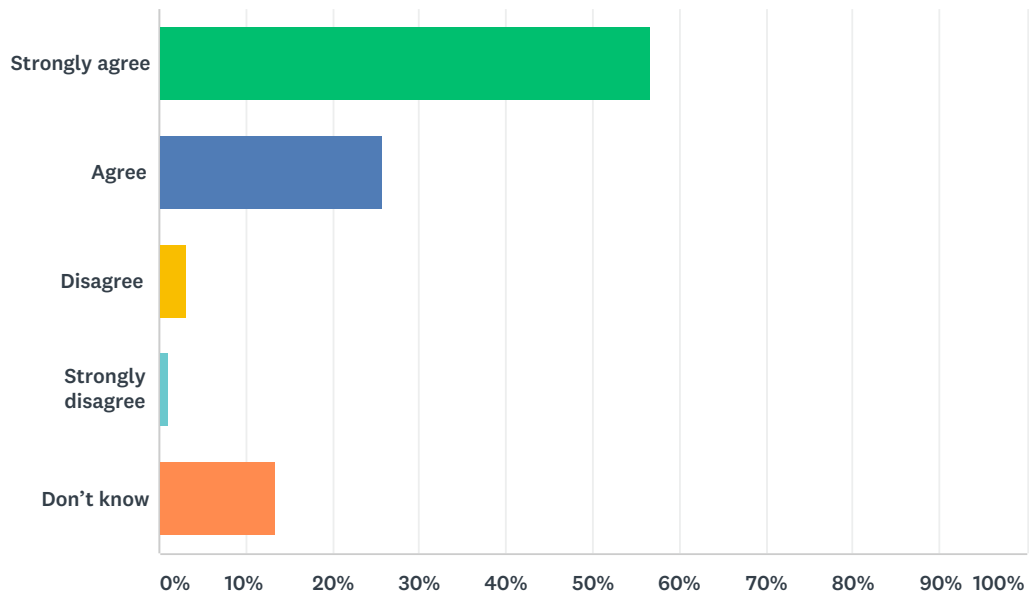
Answered: 97 Skipped: 6



ANSWER CHOICES	RESPONSES	
Strongly agree	83.51%	81
Agree	14.43%	14
Disagree	0.00%	0
Strongly disagree	1.03%	1
Don't know	1.03%	1
TOTAL		97

Q14 Discipline is handled in a fair and reasonable manner in my child's school.

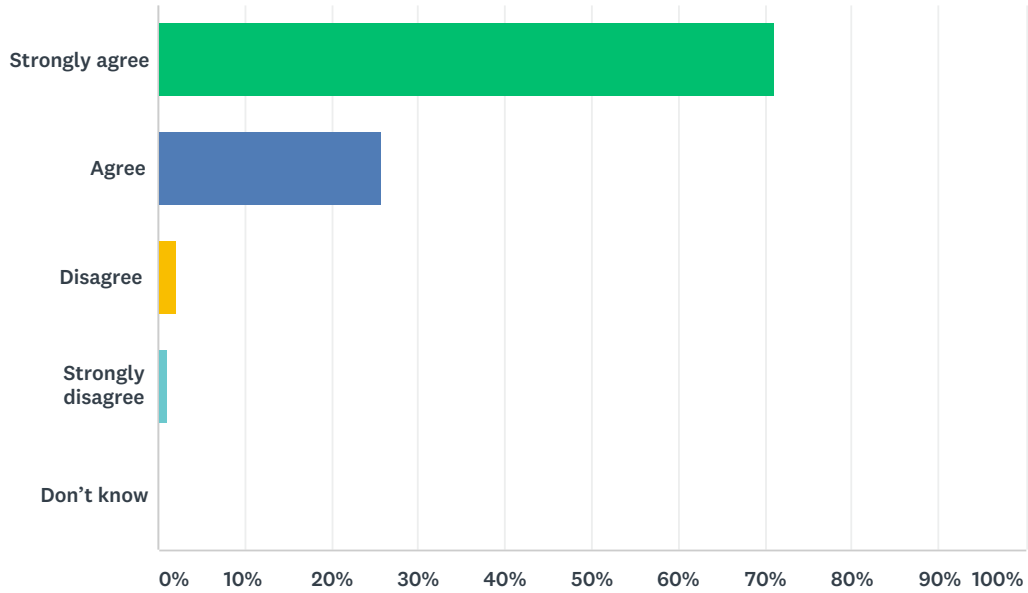
Answered: 97 Skipped: 6



ANSWER CHOICES	RESPONSES	
Strongly agree	56.70%	55
Agree	25.77%	25
Disagree	3.09%	3
Strongly disagree	1.03%	1
Don't know	13.40%	13
TOTAL		97

Q15 My child's school is safe.

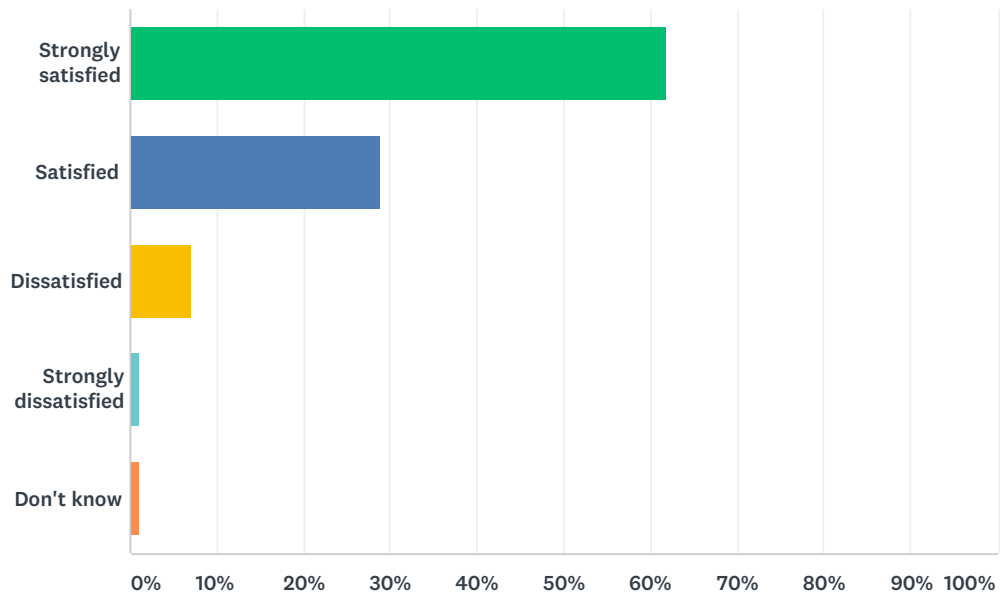
Answered: 97 Skipped: 6



ANSWER CHOICES	RESPONSES	
Strongly agree	71.13%	69
Agree	25.77%	25
Disagree	2.06%	2
Strongly disagree	1.03%	1
Don't know	0.00%	0
TOTAL		97

Q16 How satisfied are you with the resources available to support your child's learning?

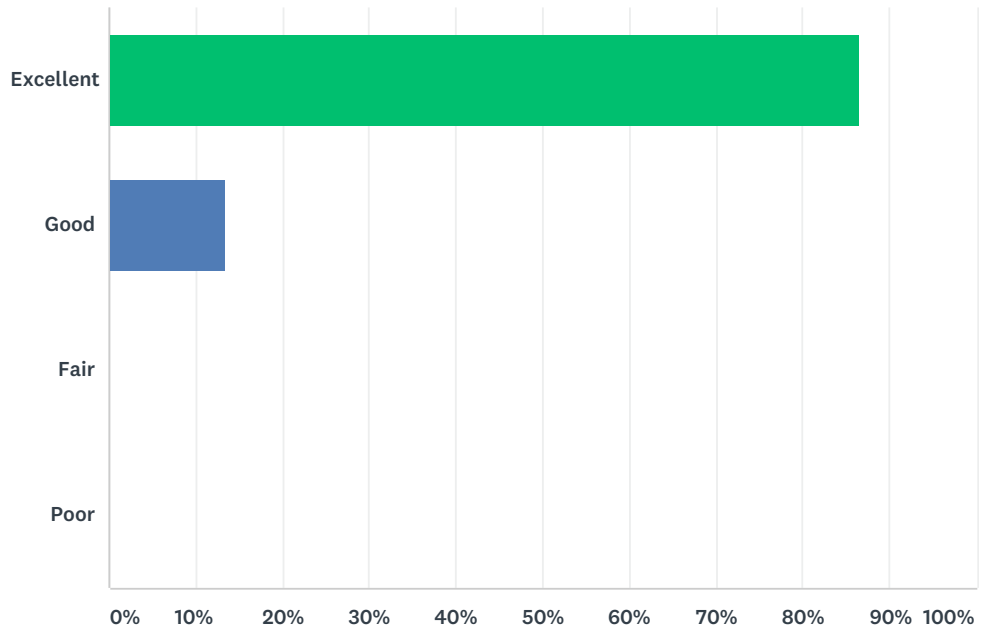
Answered: 97 Skipped: 6



ANSWER CHOICES	RESPONSES	
Strongly satisfied	61.86%	60
Satisfied	28.87%	28
Dissatisfied	7.22%	7
Strongly dissatisfied	1.03%	1
Don't know	1.03%	1
TOTAL		97

Q17 How would you rate the physical condition of your child's school?

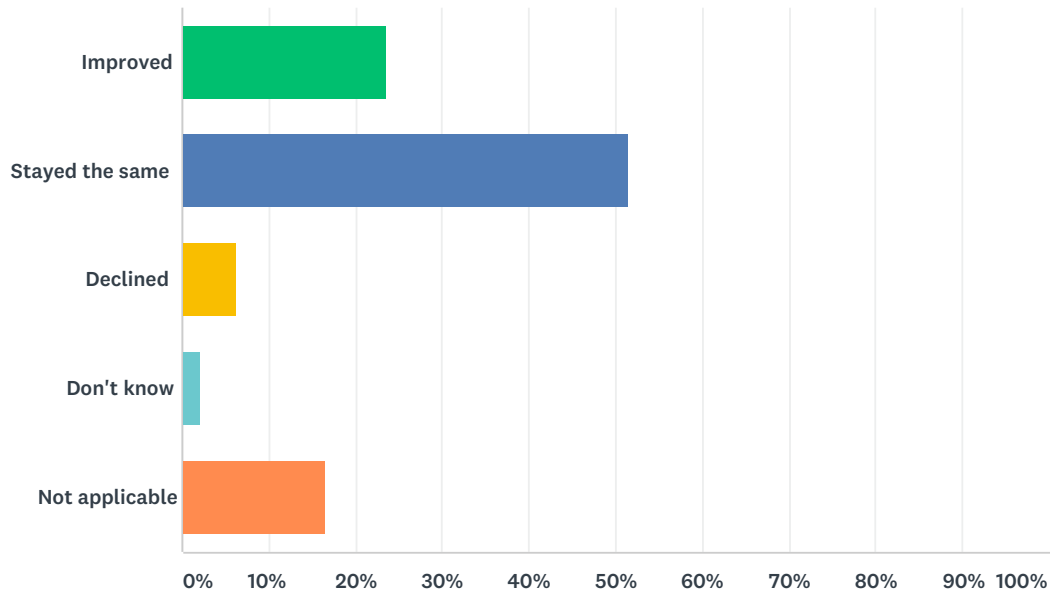
Answered: 97 Skipped: 6



ANSWER CHOICES	RESPONSES	
Excellent	86.60%	84
Good	13.40%	13
Fair	0.00%	0
Poor	0.00%	0
TOTAL		97

Q18 In your opinion, has the quality of education your child has experienced at school improved, stayed the same or declined in the past three years?

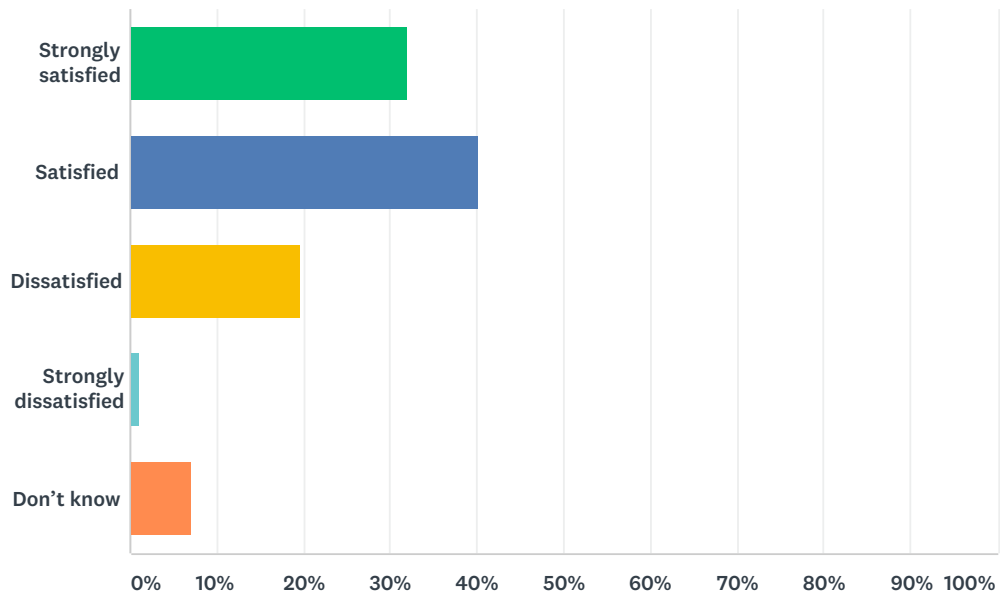
Answered: 97 Skipped: 6



ANSWER CHOICES	RESPONSES	
Improved	23.71%	23
Stayed the same	51.55%	50
Declined	6.19%	6
Don't know	2.06%	2
Not applicable	16.49%	16
TOTAL		97

Q19 How satisfied are you with the opportunity to be involved in decisions at your child's school?

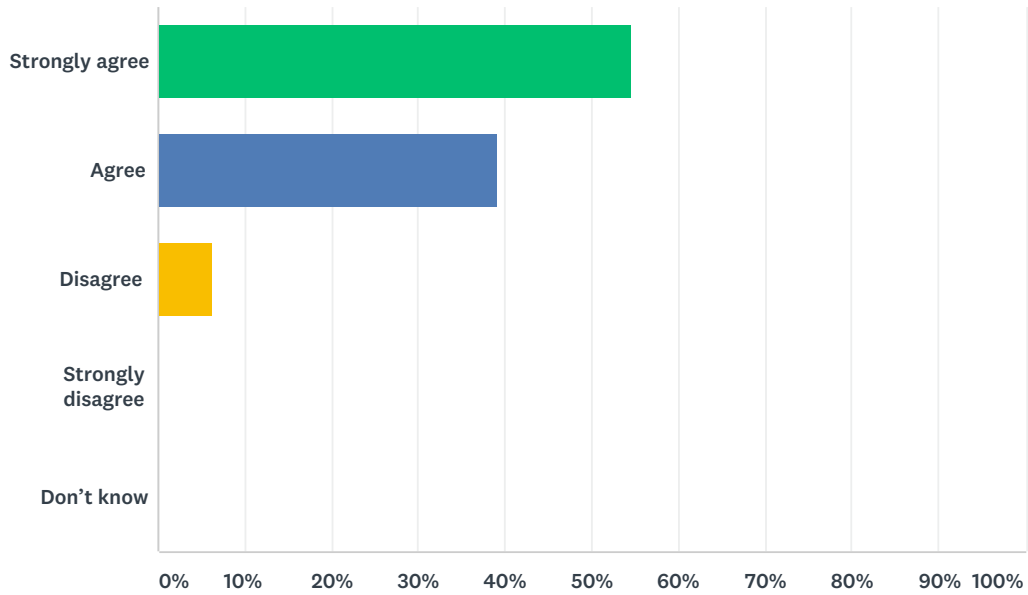
Answered: 97 Skipped: 6



ANSWER CHOICES	RESPONSES	
Strongly satisfied	31.96%	31
Satisfied	40.21%	39
Dissatisfied	19.59%	19
Strongly dissatisfied	1.03%	1
Don't know	7.22%	7
TOTAL		97

Q20 The school keeps me informed about my child's progress and achievement.

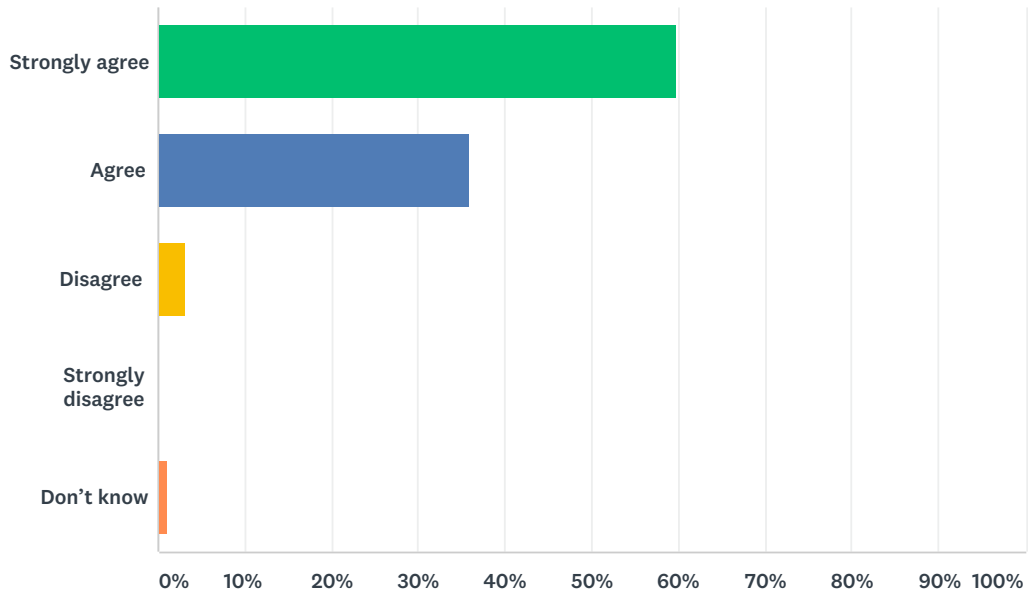
Answered: 97 Skipped: 6



ANSWER CHOICES	RESPONSES	
Strongly agree	54.64%	53
Agree	39.18%	38
Disagree	6.19%	6
Strongly disagree	0.00%	0
Don't know	0.00%	0
TOTAL		97

Q21 There is open and honest communication within my child's school.

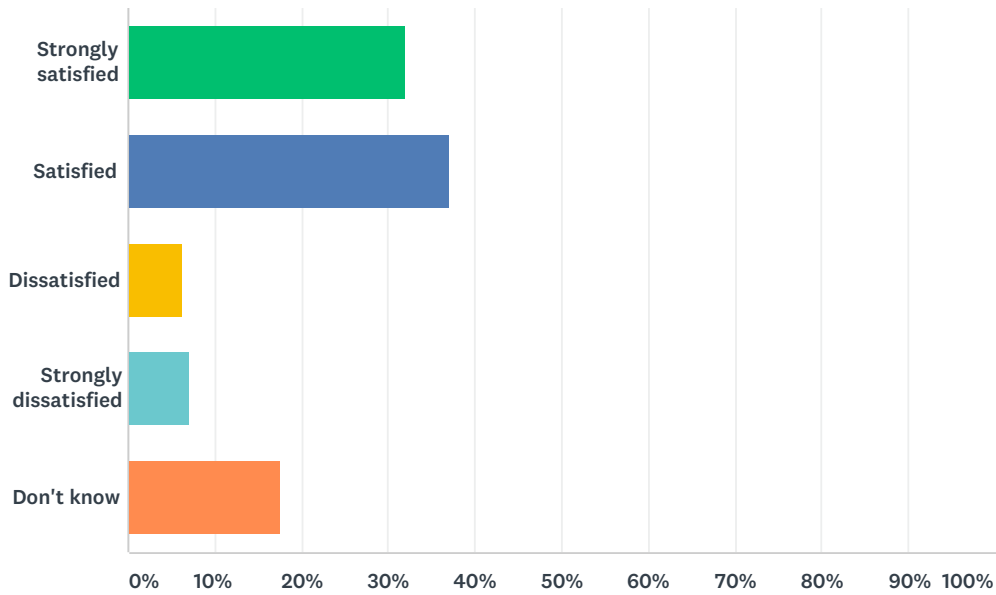
Answered: 97 Skipped: 6



ANSWER CHOICES	RESPONSES	
Strongly agree	59.79%	58
Agree	36.08%	35
Disagree	3.09%	3
Strongly disagree	0.00%	0
Don't know	1.03%	1
TOTAL		97

Q22 How satisfied are you with the community partnerships that may be established at your school? For example: Saffron, KEYS program, Green Certificate, lunch programs, after-school programs, RAP, Tools for School, Scratch Day, Entrepreneurial Adventure, scholarships/grants, etc.

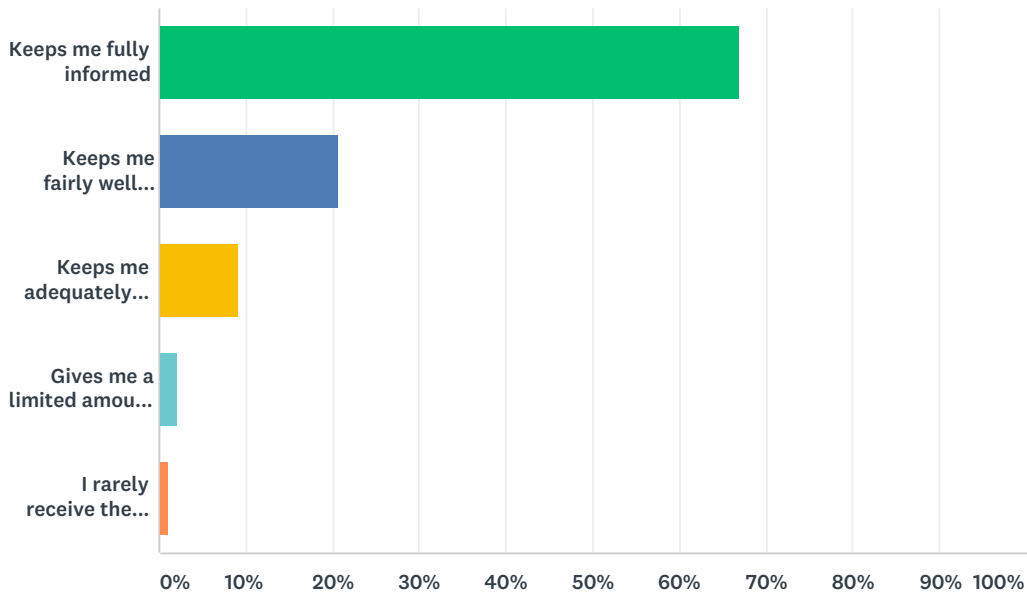
Answered: 97 Skipped: 6



ANSWER CHOICES	RESPONSES	
Strongly satisfied	31.96%	31
Satisfied	37.11%	36
Dissatisfied	6.19%	6
Strongly dissatisfied	7.22%	7
Don't know	17.53%	17
TOTAL		97

Q23 Elk Island Public Schools appreciates the opportunity to stay connected with parents about news, activities, programs and other matters of importance. What is your impression of the communication you receive from your child's school?

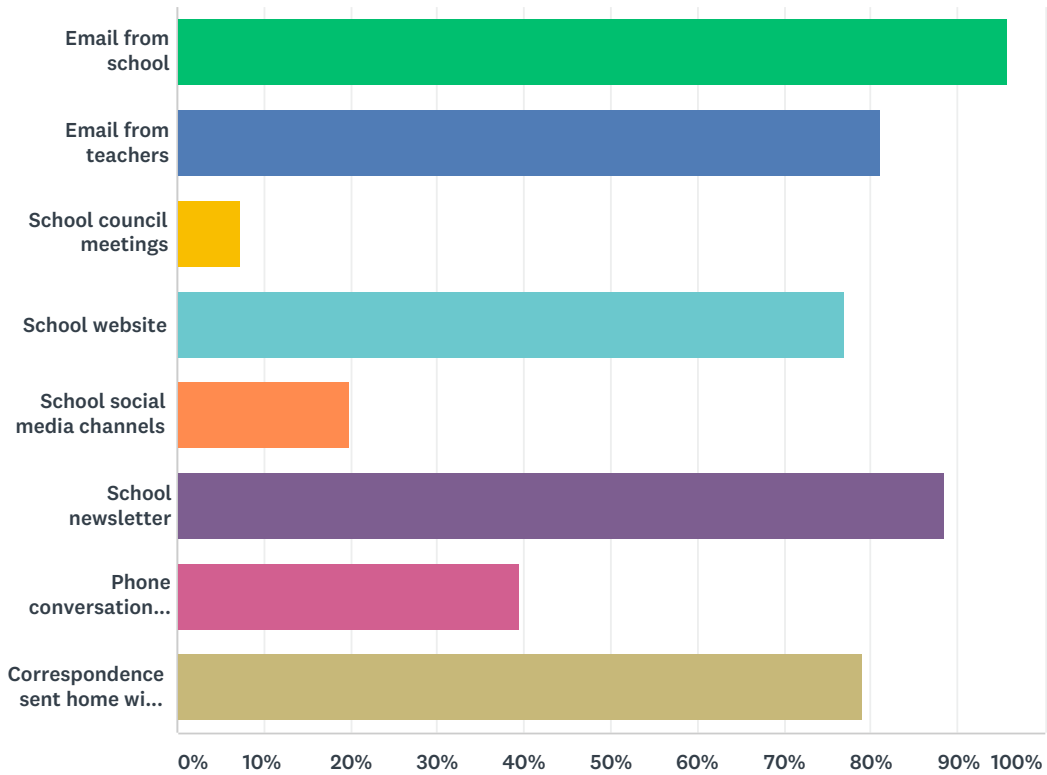
Answered: 97 Skipped: 6



ANSWER CHOICES	RESPONSES	
Keeps me fully informed	67.01%	65
Keeps me fairly well informed	20.62%	20
Keeps me adequately informed	9.28%	9
Gives me a limited amount of information	2.06%	2
I rarely receive the information I need	1.03%	1
TOTAL		97

Q24 Do you regularly make use of the following to keep up to date on school activities, programs, etc.? Check all that apply.

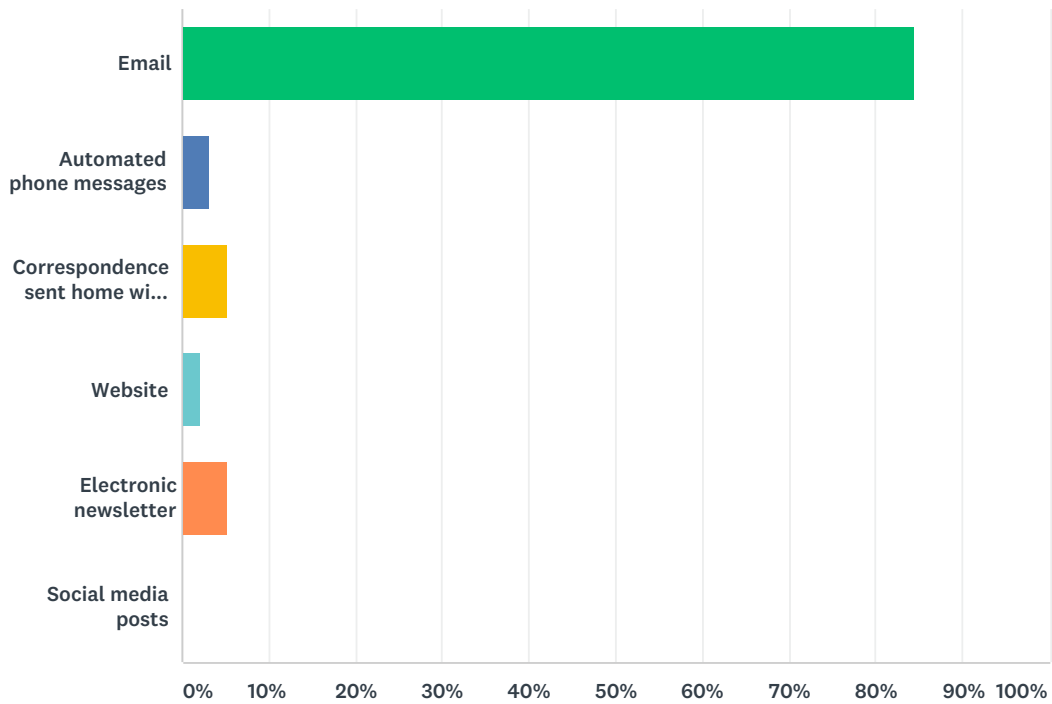
Answered: 96 Skipped: 7



ANSWER CHOICES	RESPONSES
Email from school	95.83% 92
Email from teachers	81.25% 78
School council meetings	7.29% 7
School website	77.08% 74
School social media channels	19.79% 19
School newsletter	88.54% 85
Phone conversations with school and/or teachers	39.58% 38
Correspondence sent home with your child	79.17% 76
Total Respondents: 96	

Q25 What is your most preferred method of communication from the school and Division?

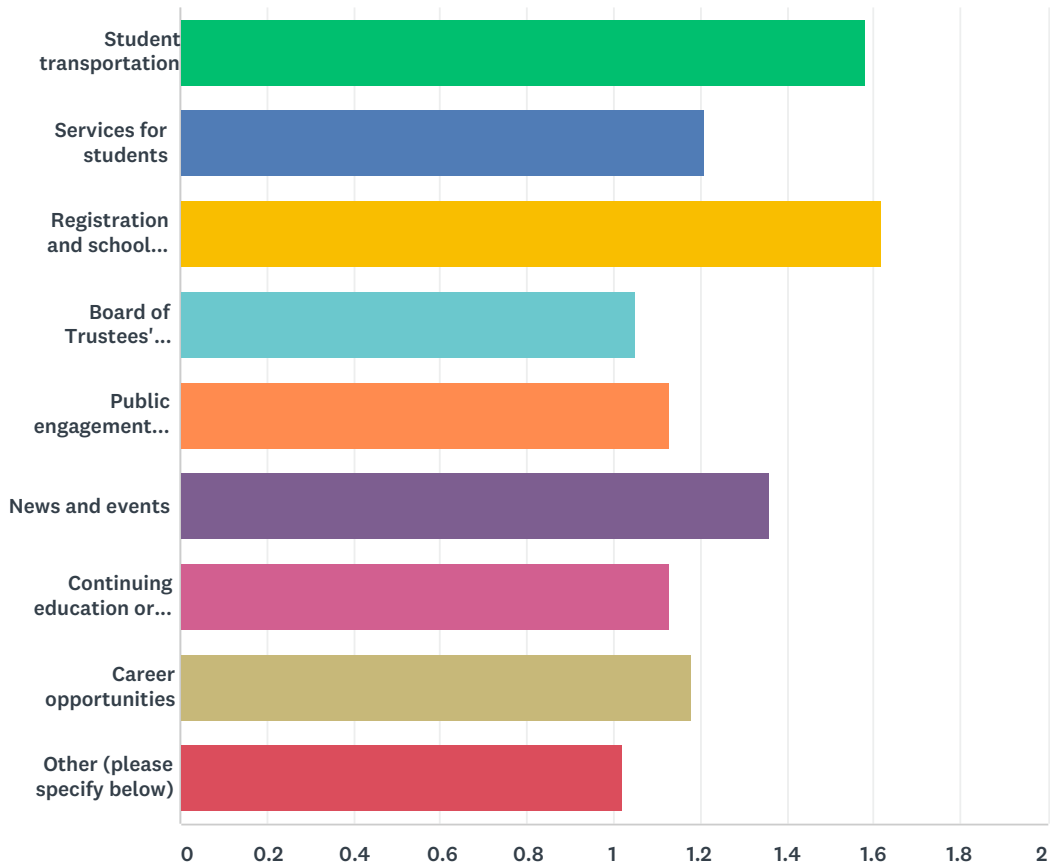
Answered: 97 Skipped: 6



ANSWER CHOICES	RESPONSES	
Email	84.54%	82
Automated phone messages	3.09%	3
Correspondence sent home with your child	5.15%	5
Website	2.06%	2
Electronic newsletter	5.15%	5
Social media posts	0.00%	0
TOTAL		97

Q26 Do you visit the Division website (www.eips.ca) for information on:

Answered: 97 Skipped: 6



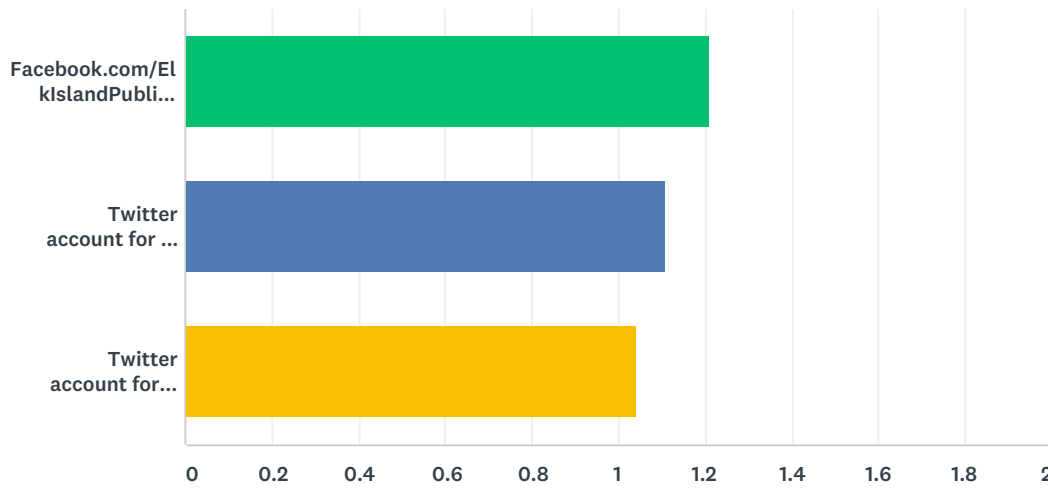
	YES	NO	TOTAL	WEIGHTED AVERAGE
Student transportation	57.73% 56	42.27% 41	97	1.58
Services for students	20.62% 20	79.38% 77	97	1.21
Registration and school boundaries	61.86% 60	38.14% 37	97	1.62
Board of Trustees' meetings	5.15% 5	94.85% 92	97	1.05
Public engagement initiatives	13.40% 13	86.60% 84	97	1.13
News and events	36.08% 35	63.92% 62	97	1.36
Continuing education or summer courses	13.40% 13	86.60% 84	97	1.13
Career opportunities	17.53% 17	82.47% 80	97	1.18
Other (please specify below)	2.06% 2	97.94% 95	97	1.02

EIPS Parent Survey 2017-18

#	OTHER:	DATE
1	policy and procedure	3/14/2018 11:46 AM

Q27 Elk Island Public Schools shares news and information on its social media channels. Do you follow:

Answered: 97 Skipped: 6



	YES	NO	TOTAL	WEIGHTED AVERAGE
Facebook.com/ElkIslandPublicSchools	20.62% 20	79.38% 77	97	1.21
Twitter account for the Division (@eips)	11.34% 11	88.66% 86	97	1.11
Twitter account for EIPS Student Transportation (@eipsST)	4.12% 4	95.88% 93	97	1.04